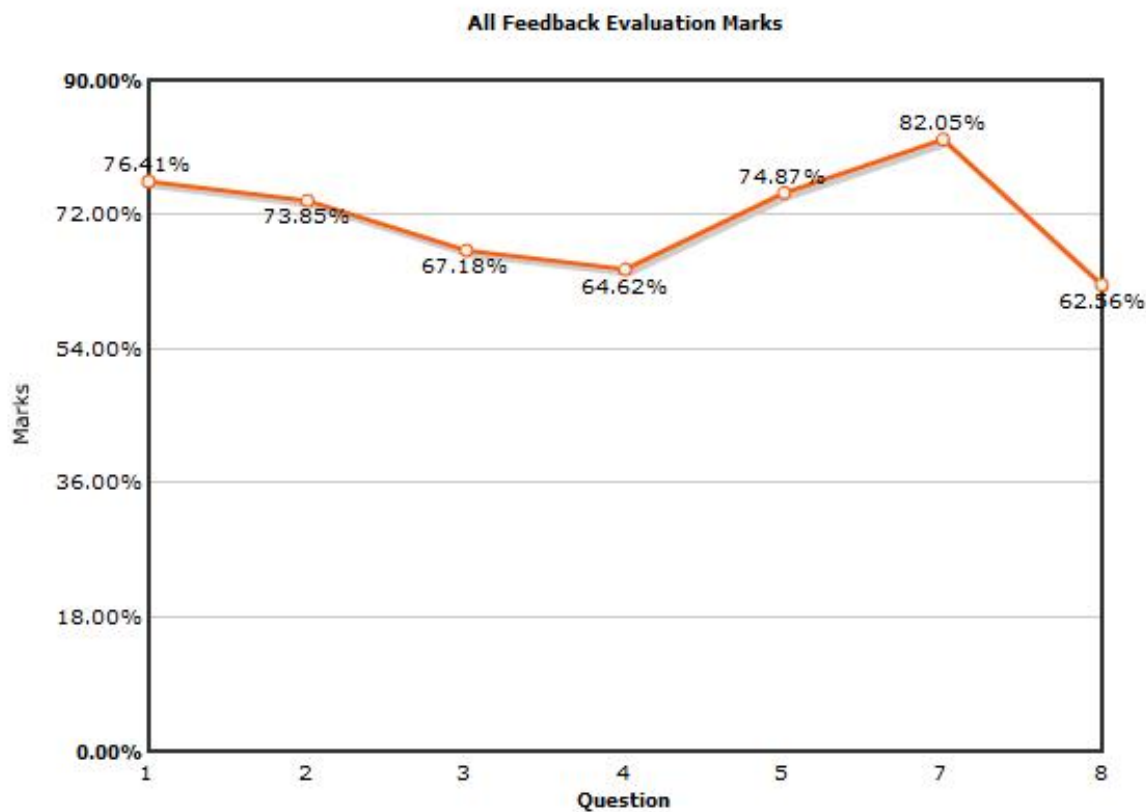


ST. XAVIER'S COLLEGE (AUTONOMOUS) , KOLKATA

Feedback Analysis for the Department : BAGG of Session : 2022-2023

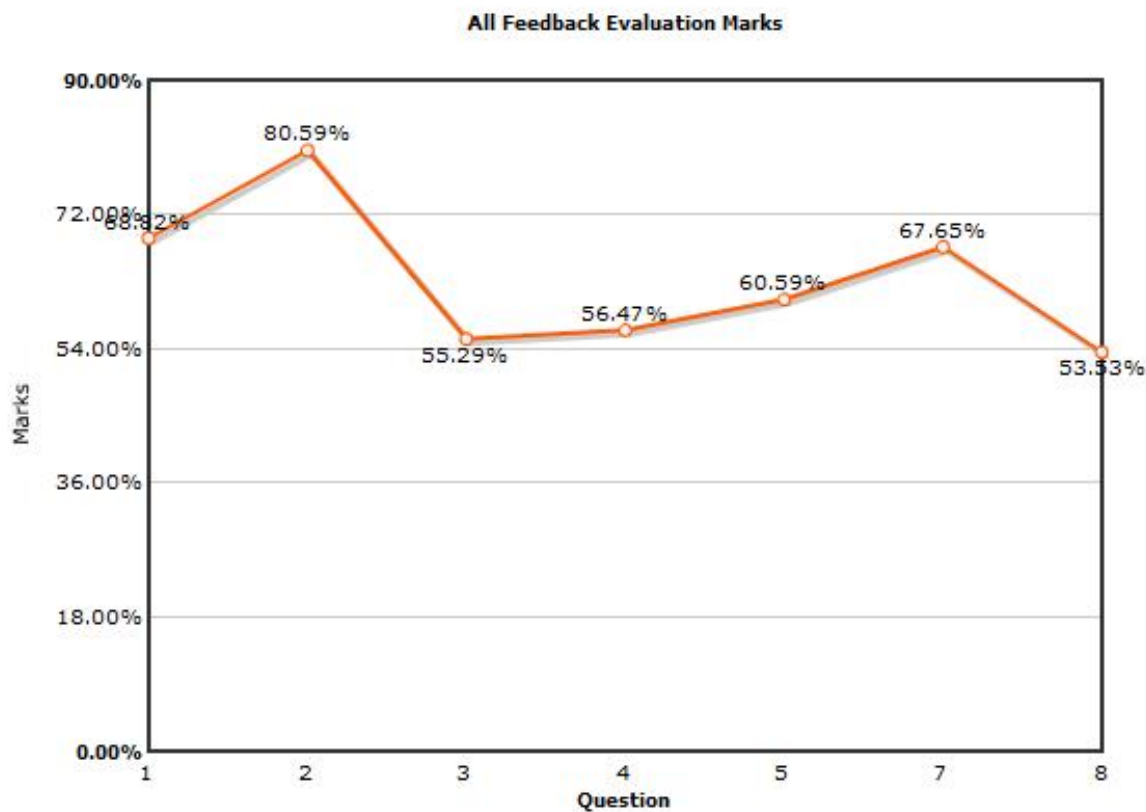
Sl.No	Question	No of Students Evaluating	Evaluated out of	Evaluation Marks	Average Marks	Percentage
1	Over-all experience about the teaching-learning process in the college	39	39 * 5 = 195	149	3.82	76.41
2	Library facilities available in the college	39	39 * 5 = 195	144	3.69	73.85
3	Infrastructural facilities offered by the college	39	39 * 5 = 195	131	3.36	67.18
4	Experience with the office and support staff	39	39 * 5 = 195	126	3.23	64.62
5	Quality of the course curriculum	39	39 * 5 = 195	146	3.74	74.87
7	Co-curricular and extra-curricular activities	39	39 * 5 = 195	160	4.1	82.05
8	Level of fulfillment of your expectations during the last academic years	39	39 * 5 = 195	122	3.13	62.56



ST. XAVIER'S COLLEGE (AUTONOMOUS) , KOLKATA

Feedback Analysis for the Department : BMBT of Session : 2022-2023

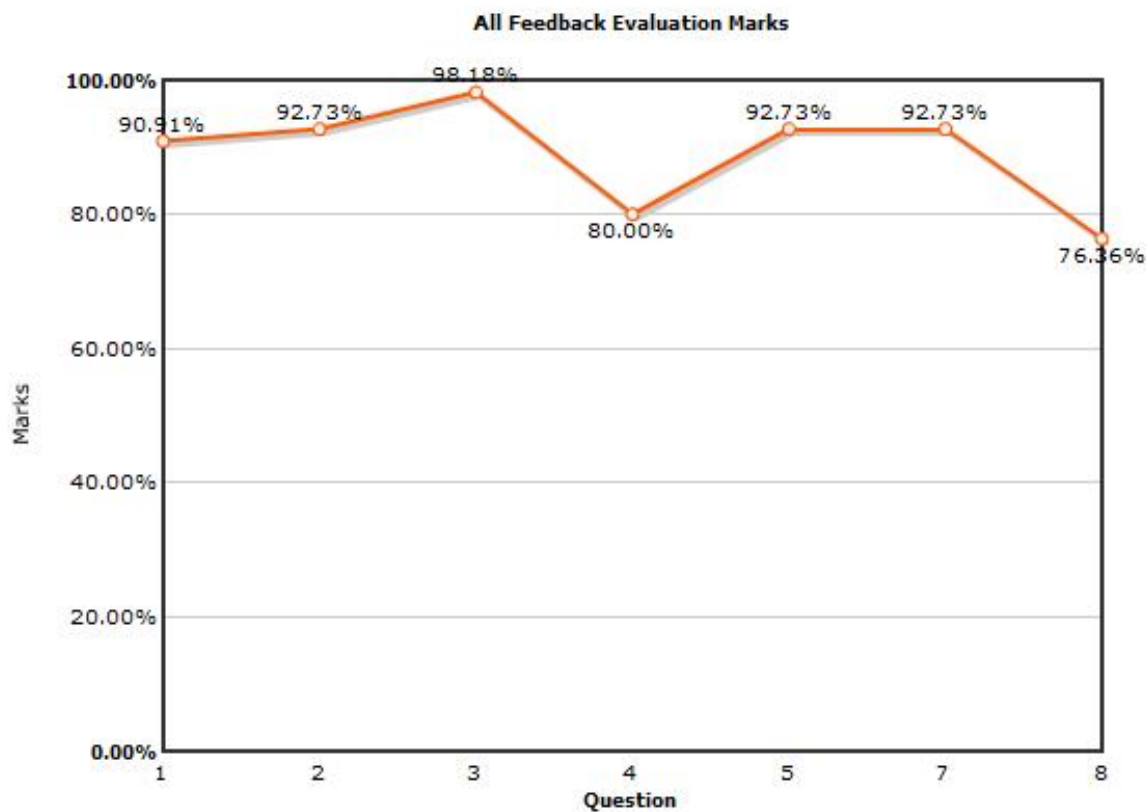
Sl.No	Question	No of Students Evaluating	Evaluated out of	Evaluation Marks	Average Marks	Percentage
1	Over-all experience about the teaching-learning process in the college	34	34 * 5 = 170	117	3.44	68.82
2	Library facilities available in the college	34	34 * 5 = 170	137	4.03	80.59
3	Infrastructural facilities offered by the college	34	34 * 5 = 170	94	2.76	55.29
4	Experience with the office and support staff	34	34 * 5 = 170	96	2.82	56.47
5	Quality of the course curriculum	34	34 * 5 = 170	103	3.03	60.59
7	Co-curricular and extra-curricular activities	34	34 * 5 = 170	115	3.38	67.65
8	Level of fulfillment of your expectations during the last academic years	34	34 * 5 = 170	91	2.68	53.53



ST. XAVIER'S COLLEGE (AUTONOMOUS) , KOLKATA

Feedback Analysis for the Department : BNGA of Session : 2022-2023

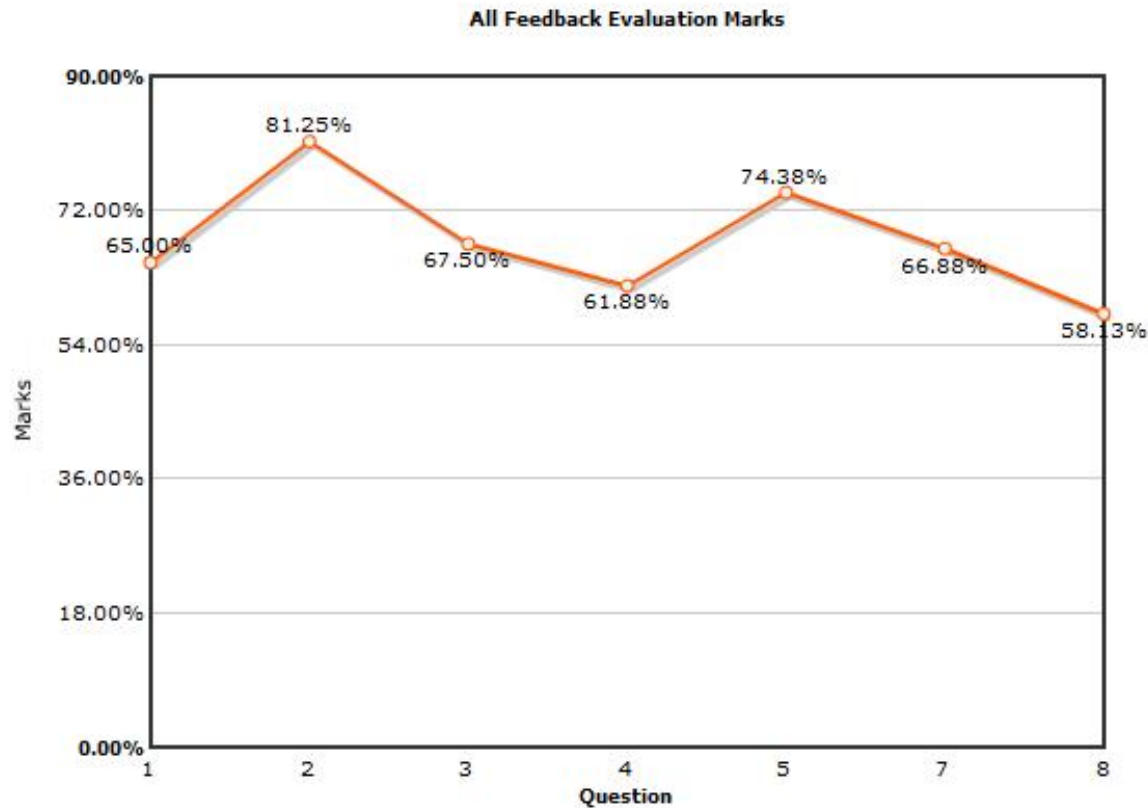
Sl.No	Question	No of Students Evaluating	Evaluated out of	Evaluation Marks	Average Marks	Percentage
1	Over-all experience about the teaching-learning process in the college	11	11 * 5 = 55	50	4.55	90.91
2	Library facilities available in the college	11	11 * 5 = 55	51	4.64	92.73
3	Infrastructural facilities offered by the college	11	11 * 5 = 55	54	4.91	98.18
4	Experience with the office and support staff	11	11 * 5 = 55	44	4	80
5	Quality of the course curriculum	11	11 * 5 = 55	51	4.64	92.73
7	Co-curricular and extra-curricular activities	11	11 * 5 = 55	51	4.64	92.73
8	Level of fulfillment of your expectations during the last academic years	11	11 * 5 = 55	42	3.82	76.36



ST. XAVIER'S COLLEGE (AUTONOMOUS) , KOLKATA

Feedback Analysis for the Department : CEMA of Session : 2022-2023

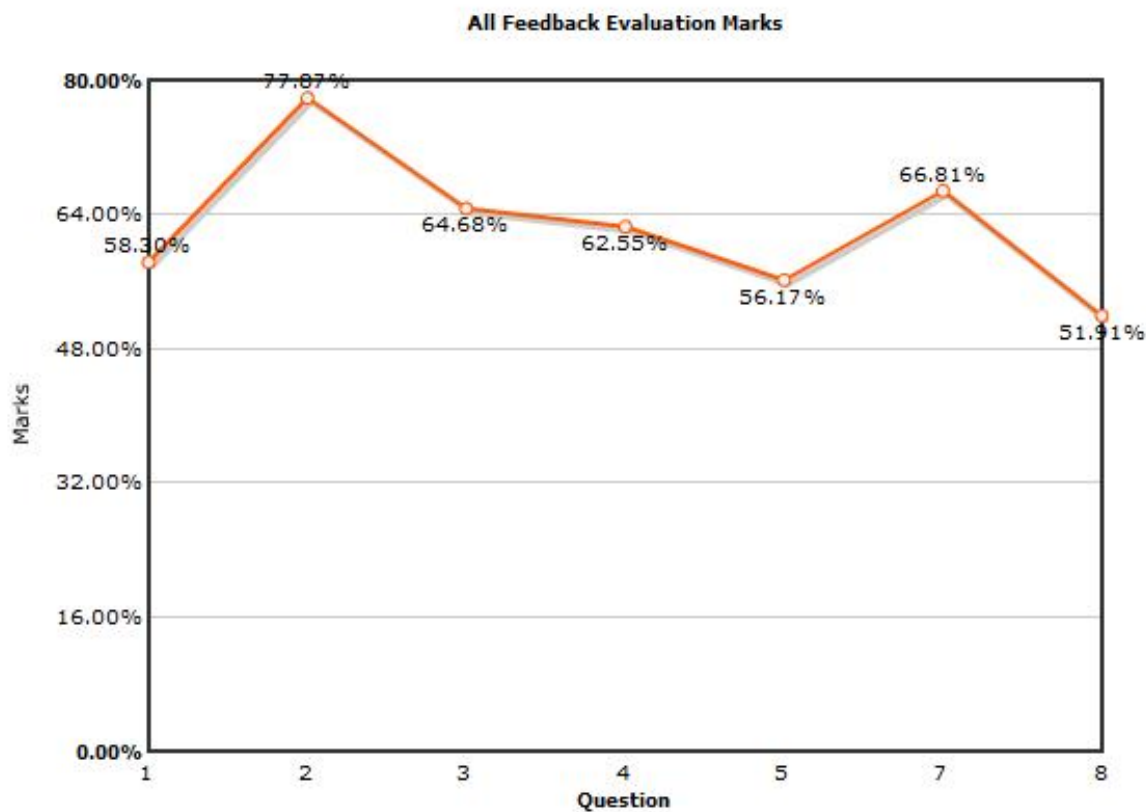
Sl.No	Question	No of Students Evaluating	Evaluated out of	Evaluation Marks	Average Marks	Percentage
1	Over-all experience about the teaching-learning process in the college	32	32 * 5 = 160	104	3.25	65
2	Library facilities available in the college	32	32 * 5 = 160	130	4.06	81.25
3	Infrastructural facilities offered by the college	32	32 * 5 = 160	108	3.38	67.5
4	Experience with the office and support staff	32	32 * 5 = 160	99	3.09	61.88
5	Quality of the course curriculum	32	32 * 5 = 160	119	3.72	74.38
7	Co-curricular and extra-curricular activities	32	32 * 5 = 160	107	3.34	66.88
8	Level of fulfillment of your expectations during the last academic years	32	32 * 5 = 160	93	2.91	58.13



ST. XAVIER'S COLLEGE (AUTONOMOUS) , KOLKATA

Feedback Analysis for the Department : CMSA of Session : 2022-2023

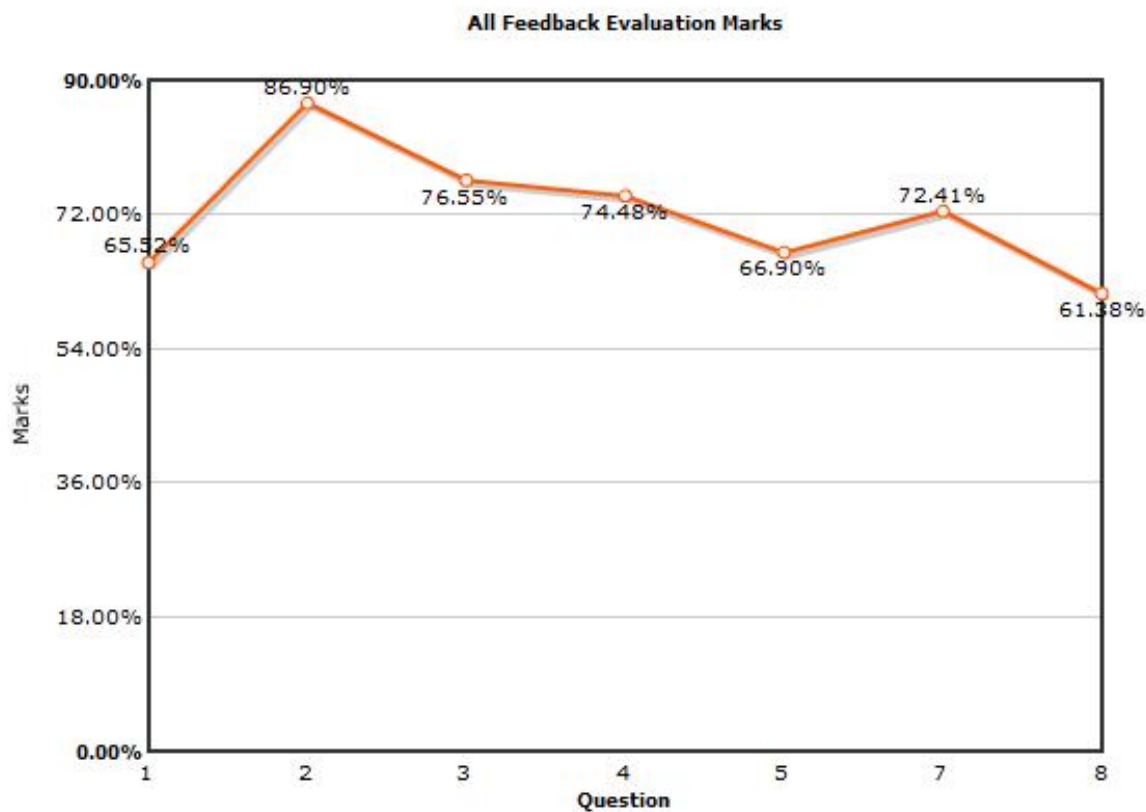
Sl.No	Question	No of Students Evaluating	Evaluated out of	Evaluation Marks	Average Marks	Percentage
1	Over-all experience about the teaching-learning process in the college	47	47 * 5 = 235	137	2.91	58.3
2	Library facilities available in the college	47	47 * 5 = 235	183	3.89	77.87
3	Infrastructural facilities offered by the college	47	47 * 5 = 235	152	3.23	64.68
4	Experience with the office and support staff	47	47 * 5 = 235	147	3.13	62.55
5	Quality of the course curriculum	47	47 * 5 = 235	132	2.81	56.17
7	Co-curricular and extra-curricular activities	47	47 * 5 = 235	157	3.34	66.81
8	Level of fulfillment of your expectations during the last academic years	47	47 * 5 = 235	122	2.6	51.91



ST. XAVIER'S COLLEGE (AUTONOMOUS) , KOLKATA

Feedback Analysis for the Department : ECOA of Session : 2022-2023

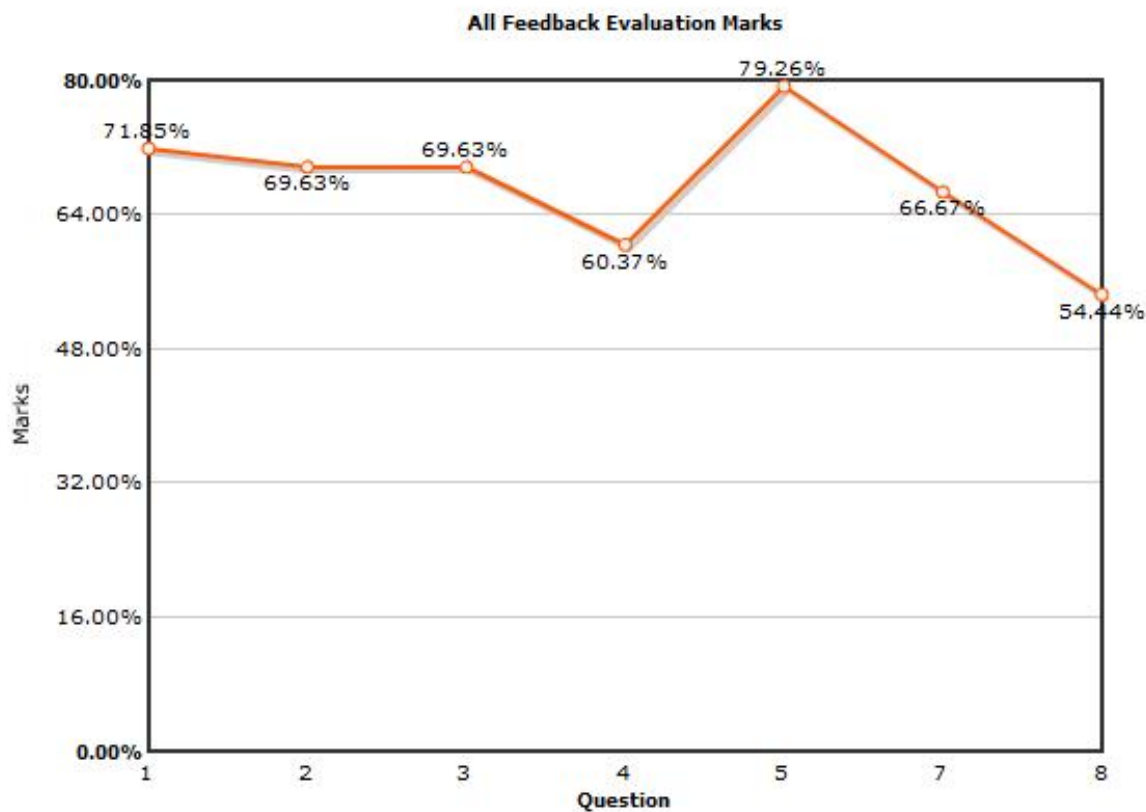
Sl.No	Question	No of Students Evaluating	Evaluated out of	Evaluation Marks	Average Marks	Percentage
1	Over-all experience about the teaching-learning process in the college	58	58 * 5 = 290	190	3.28	65.52
2	Library facilities available in the college	58	58 * 5 = 290	252	4.34	86.9
3	Infrastructural facilities offered by the college	58	58 * 5 = 290	222	3.83	76.55
4	Experience with the office and support staff	58	58 * 5 = 290	216	3.72	74.48
5	Quality of the course curriculum	58	58 * 5 = 290	194	3.34	66.9
7	Co-curricular and extra-curricular activities	58	58 * 5 = 290	210	3.62	72.41
8	Level of fulfillment of your expectations during the last academic years	58	58 * 5 = 290	178	3.07	61.38



ST. XAVIER'S COLLEGE (AUTONOMOUS) , KOLKATA

Feedback Analysis for the Department : ENGA of Session : 2022-2023

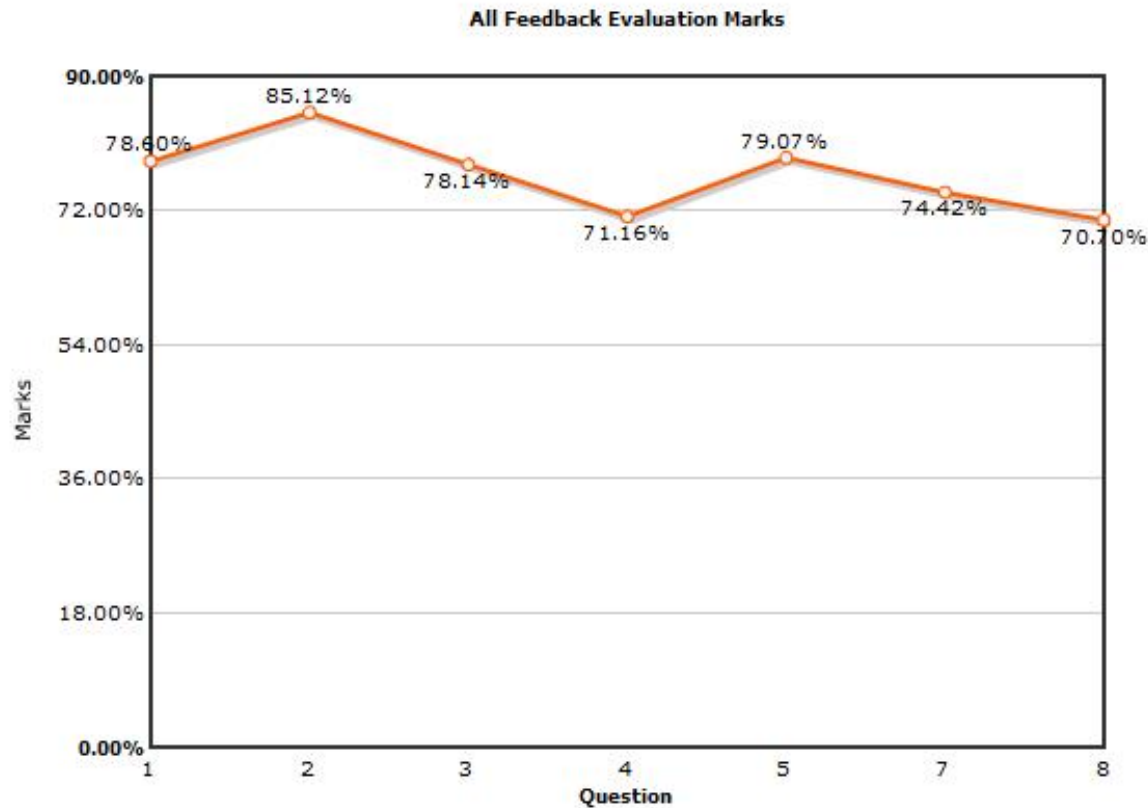
Sl.No	Question	No of Students Evaluating	Evaluated out of	Evaluation Marks	Average Marks	Percentage
1	Over-all experience about the teaching-learning process in the college	54	54 * 5 = 270	194	3.59	71.85
2	Library facilities available in the college	54	54 * 5 = 270	188	3.48	69.63
3	Infrastructural facilities offered by the college	54	54 * 5 = 270	188	3.48	69.63
4	Experience with the office and support staff	54	54 * 5 = 270	163	3.02	60.37
5	Quality of the course curriculum	54	54 * 5 = 270	214	3.96	79.26
7	Co-curricular and extra-curricular activities	54	54 * 5 = 270	180	3.33	66.67
8	Level of fulfillment of your expectations during the last academic years	54	54 * 5 = 270	147	2.72	54.44



ST. XAVIER'S COLLEGE (AUTONOMOUS) , KOLKATA

Feedback Analysis for the Department : MCBA of Session : 2022-2023

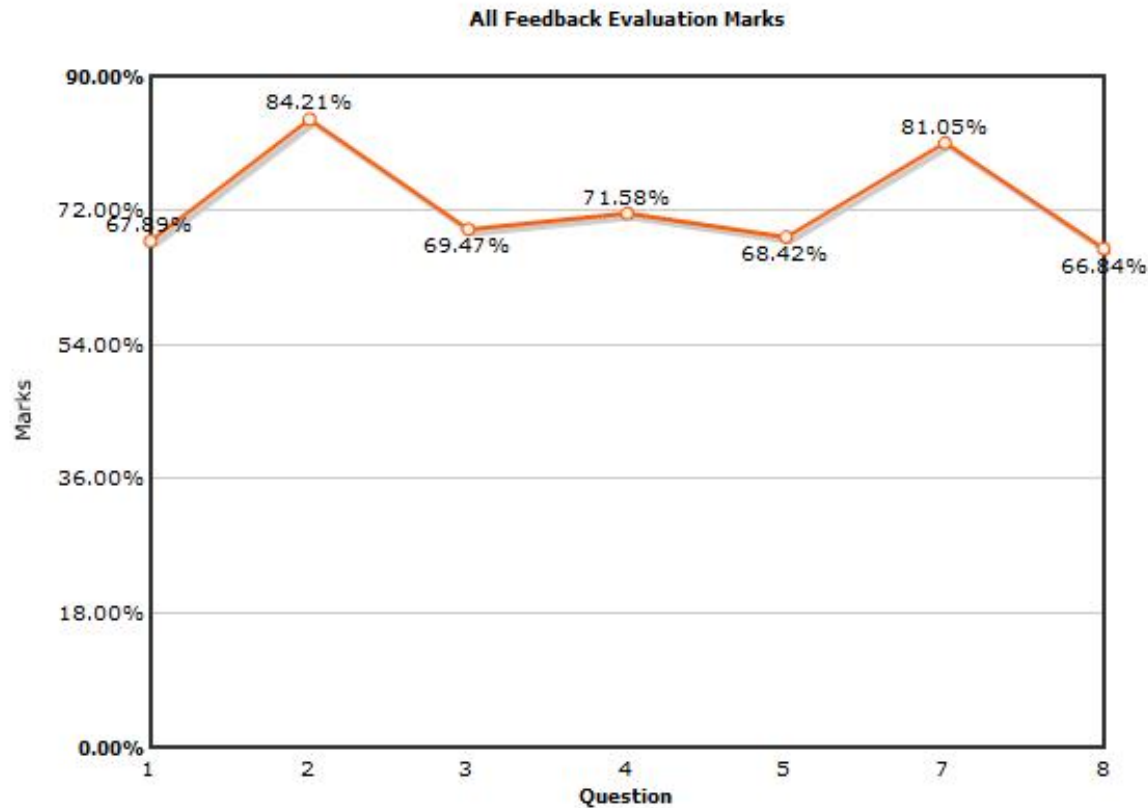
Sl.No	Question	No of Students Evaluating	Evaluated out of	Evaluation Marks	Average Marks	Percentage
1	Over-all experience about the teaching-learning process in the college	43	43 * 5 = 215	169	3.93	78.6
2	Library facilities available in the college	43	43 * 5 = 215	183	4.26	85.12
3	Infrastructural facilities offered by the college	43	43 * 5 = 215	168	3.91	78.14
4	Experience with the office and support staff	43	43 * 5 = 215	153	3.56	71.16
5	Quality of the course curriculum	43	43 * 5 = 215	170	3.95	79.07
7	Co-curricular and extra-curricular activities	43	43 * 5 = 215	160	3.72	74.42
8	Level of fulfillment of your expectations during the last academic years	43	43 * 5 = 215	152	3.53	70.7



ST. XAVIER'S COLLEGE (AUTONOMOUS) , KOLKATA

Feedback Analysis for the Department : MCMS of Session : 2022-2023

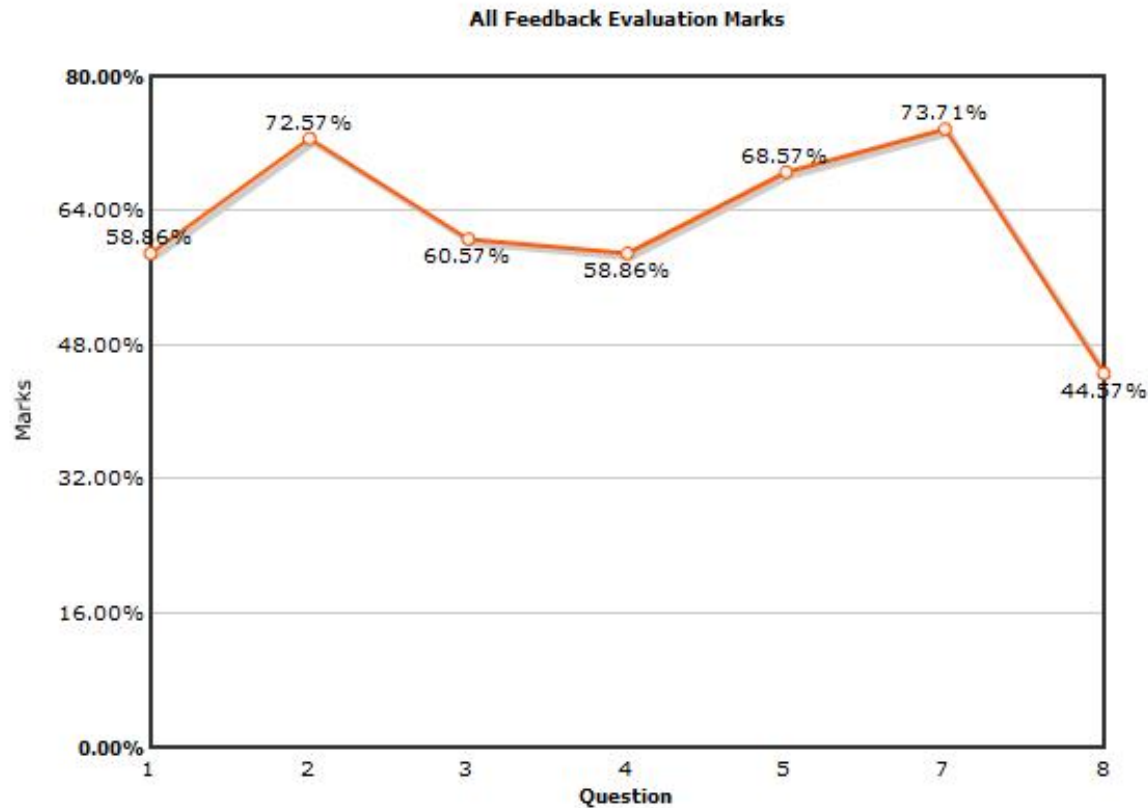
Sl.No	Question	No of Students Evaluating	Evaluated out of	Evaluation Marks	Average Marks	Percentage
1	Over-all experience about the teaching-learning process in the college	38	38 * 5 = 190	129	3.39	67.89
2	Library facilities available in the college	38	38 * 5 = 190	160	4.21	84.21
3	Infrastructural facilities offered by the college	38	38 * 5 = 190	132	3.47	69.47
4	Experience with the office and support staff	38	38 * 5 = 190	136	3.58	71.58
5	Quality of the course curriculum	38	38 * 5 = 190	130	3.42	68.42
7	Co-curricular and extra-curricular activities	38	38 * 5 = 190	154	4.05	81.05
8	Level of fulfillment of your expectations during the last academic years	38	38 * 5 = 190	127	3.34	66.84



ST. XAVIER'S COLLEGE (AUTONOMOUS) , KOLKATA

Feedback Analysis for the Department : MCVA of Session : 2022-2023

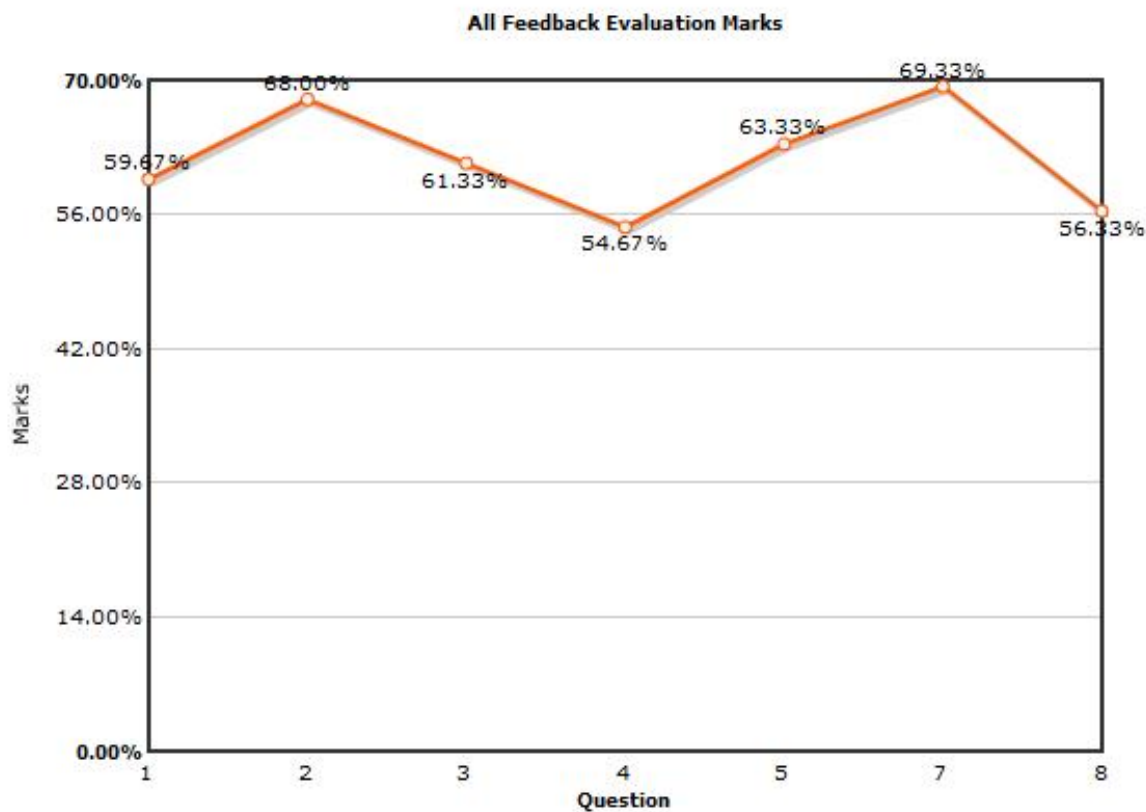
Sl.No	Question	No of Students Evaluating	Evaluated out of	Evaluation Marks	Average Marks	Percentage
1	Over-all experience about the teaching-learning process in the college	35	35 * 5 = 175	103	2.94	58.86
2	Library facilities available in the college	35	35 * 5 = 175	127	3.63	72.57
3	Infrastructural facilities offered by the college	35	35 * 5 = 175	106	3.03	60.57
4	Experience with the office and support staff	35	35 * 5 = 175	103	2.94	58.86
5	Quality of the course curriculum	35	35 * 5 = 175	120	3.43	68.57
7	Co-curricular and extra-curricular activities	35	35 * 5 = 175	129	3.69	73.71
8	Level of fulfillment of your expectations during the last academic years	35	35 * 5 = 175	78	2.23	44.57



ST. XAVIER'S COLLEGE (AUTONOMOUS) , KOLKATA

Feedback Analysis for the Department : MENG of Session : 2022-2023

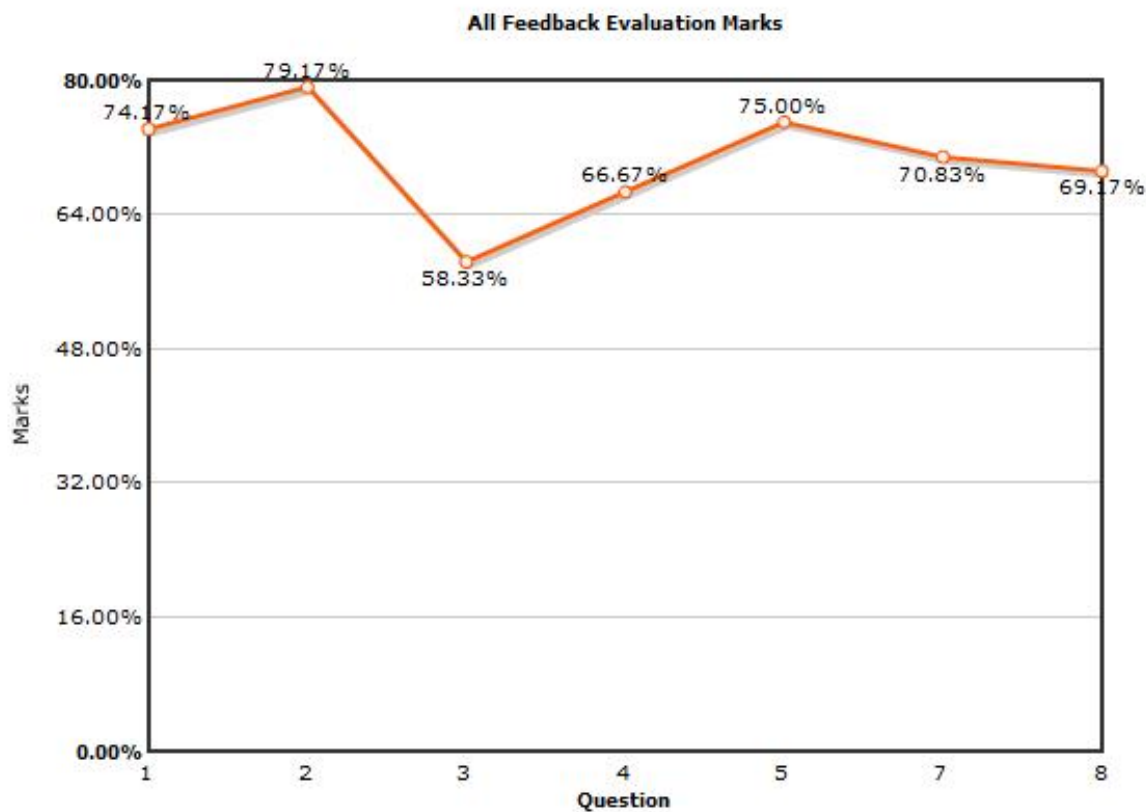
Sl.No	Question	No of Students Evaluating	Evaluated out of	Evaluation Marks	Average Marks	Percentage
1	Over-all experience about the teaching-learning process in the college	60	60 * 5 = 300	179	2.98	59.67
2	Library facilities available in the college	60	60 * 5 = 300	204	3.4	68
3	Infrastructural facilities offered by the college	60	60 * 5 = 300	184	3.07	61.33
4	Experience with the office and support staff	60	60 * 5 = 300	164	2.73	54.67
5	Quality of the course curriculum	60	60 * 5 = 300	190	3.17	63.33
7	Co-curricular and extra-curricular activities	60	60 * 5 = 300	208	3.47	69.33
8	Level of fulfillment of your expectations during the last academic years	60	60 * 5 = 300	169	2.82	56.33



ST. XAVIER'S COLLEGE (AUTONOMOUS) , KOLKATA

Feedback Analysis for the Department : MNCB of Session : 2022-2023

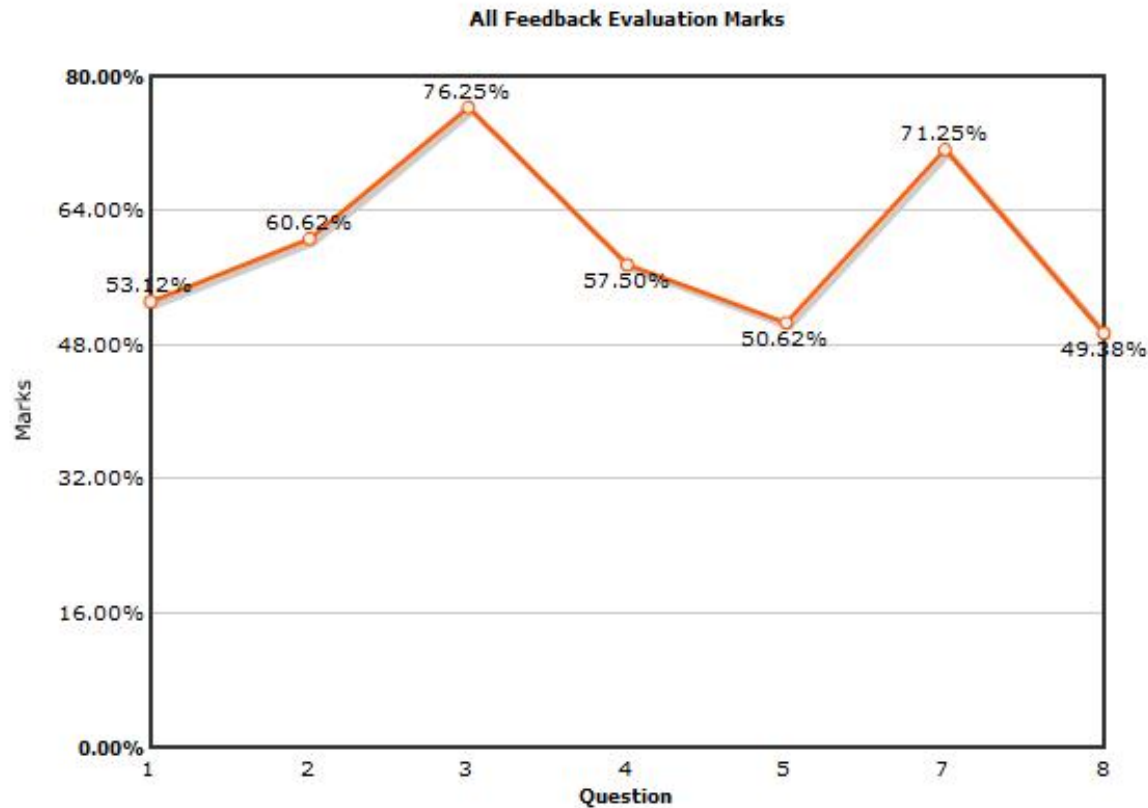
Sl.No	Question	No of Students Evaluating	Evaluated out of	Evaluation Marks	Average Marks	Percentage
1	Over-all experience about the teaching-learning process in the college	24	24 * 5 = 120	89	3.71	74.17
2	Library facilities available in the college	24	24 * 5 = 120	95	3.96	79.17
3	Infrastructural facilities offered by the college	24	24 * 5 = 120	70	2.92	58.33
4	Experience with the office and support staff	24	24 * 5 = 120	80	3.33	66.67
5	Quality of the course curriculum	24	24 * 5 = 120	90	3.75	75
7	Co-curricular and extra-curricular activities	24	24 * 5 = 120	85	3.54	70.83
8	Level of fulfillment of your expectations during the last academic years	24	24 * 5 = 120	83	3.46	69.17



ST. XAVIER'S COLLEGE (AUTONOMOUS) , KOLKATA

Feedback Analysis for the Department : MMFI of Session : 2022-2023

Sl.No	Question	No of Students Evaluating	Evaluated out of	Evaluation Marks	Average Marks	Percentage
1	Over-all experience about the teaching-learning process in the college	32	32 * 5 = 160	85	2.66	53.12
2	Library facilities available in the college	32	32 * 5 = 160	97	3.03	60.62
3	Infrastructural facilities offered by the college	32	32 * 5 = 160	122	3.81	76.25
4	Experience with the office and support staff	32	32 * 5 = 160	92	2.88	57.5
5	Quality of the course curriculum	32	32 * 5 = 160	81	2.53	50.62
7	Co-curricular and extra-curricular activities	32	32 * 5 = 160	114	3.56	71.25
8	Level of fulfillment of your expectations during the last academic years	32	32 * 5 = 160	79	2.47	49.38

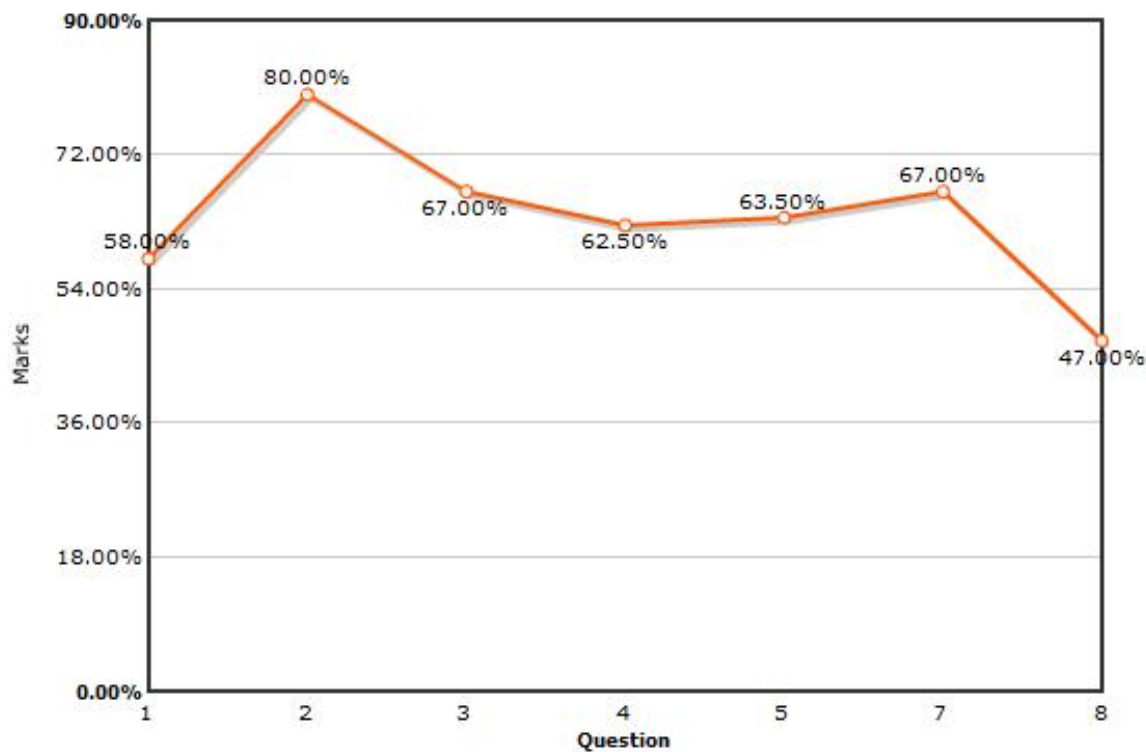


ST. XAVIER'S COLLEGE (AUTONOMOUS) , KOLKATA

Feedback Analysis for the Department : MPHY of Session : 2022-2023

Sl.No	Question	No of Students Evaluating	Evaluated out of	Evaluation Marks	Average Marks	Percentage
1	Over-all experience about the teaching-learning process in the college	40	40 * 5 = 200	116	2.9	58
2	Library facilities available in the college	40	40 * 5 = 200	160	4	80
3	Infrastructural facilities offered by the college	40	40 * 5 = 200	134	3.35	67
4	Experience with the office and support staff	40	40 * 5 = 200	125	3.12	62.5
5	Quality of the course curriculum	40	40 * 5 = 200	127	3.18	63.5
7	Co-curricular and extra-curricular activities	40	40 * 5 = 200	134	3.35	67
8	Level of fulfillment of your expectations during the last academic years	40	40 * 5 = 200	94	2.35	47

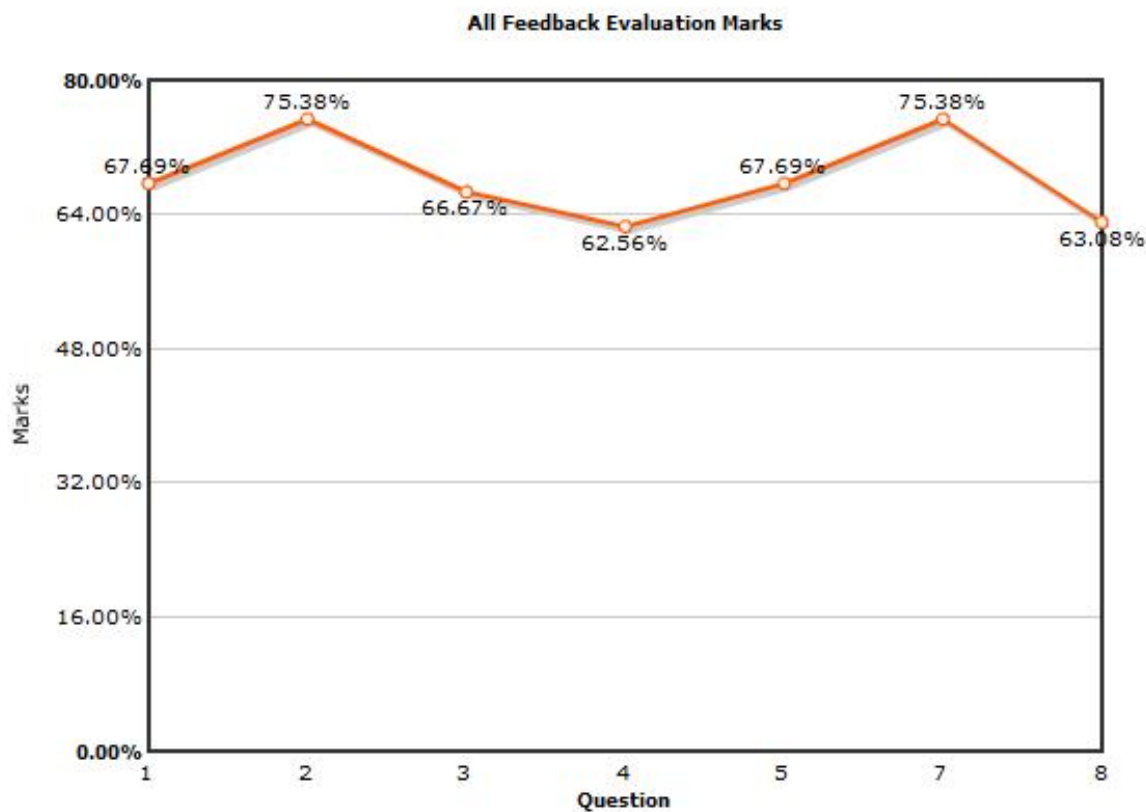
All Feedback Evaluation Marks



ST. XAVIER'S COLLEGE (AUTONOMOUS) , KOLKATA

Feedback Analysis for the Department : MPLS of Session : 2022-2023

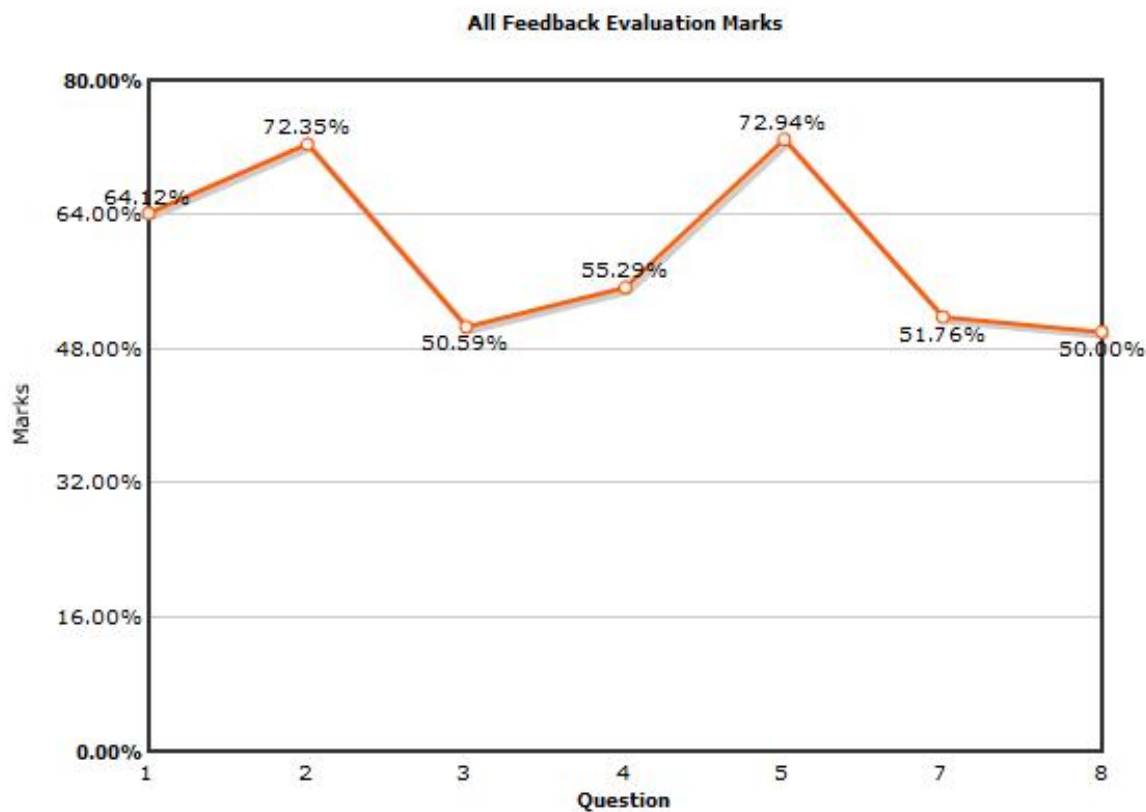
Sl.No	Question	No of Students Evaluating	Evaluated out of	Evaluation Marks	Average Marks	Percentage
1	Over-all experience about the teaching-learning process in the college	39	39 * 5 = 195	132	3.38	67.69
2	Library facilities available in the college	39	39 * 5 = 195	147	3.77	75.38
3	Infrastructural facilities offered by the college	39	39 * 5 = 195	130	3.33	66.67
4	Experience with the office and support staff	39	39 * 5 = 195	122	3.13	62.56
5	Quality of the course curriculum	39	39 * 5 = 195	132	3.38	67.69
7	Co-curricular and extra-curricular activities	39	39 * 5 = 195	147	3.77	75.38
8	Level of fulfillment of your expectations during the last academic years	39	39 * 5 = 195	123	3.15	63.08



ST. XAVIER'S COLLEGE (AUTONOMOUS) , KOLKATA

Feedback Analysis for the Department : MSOC of Session : 2022-2023

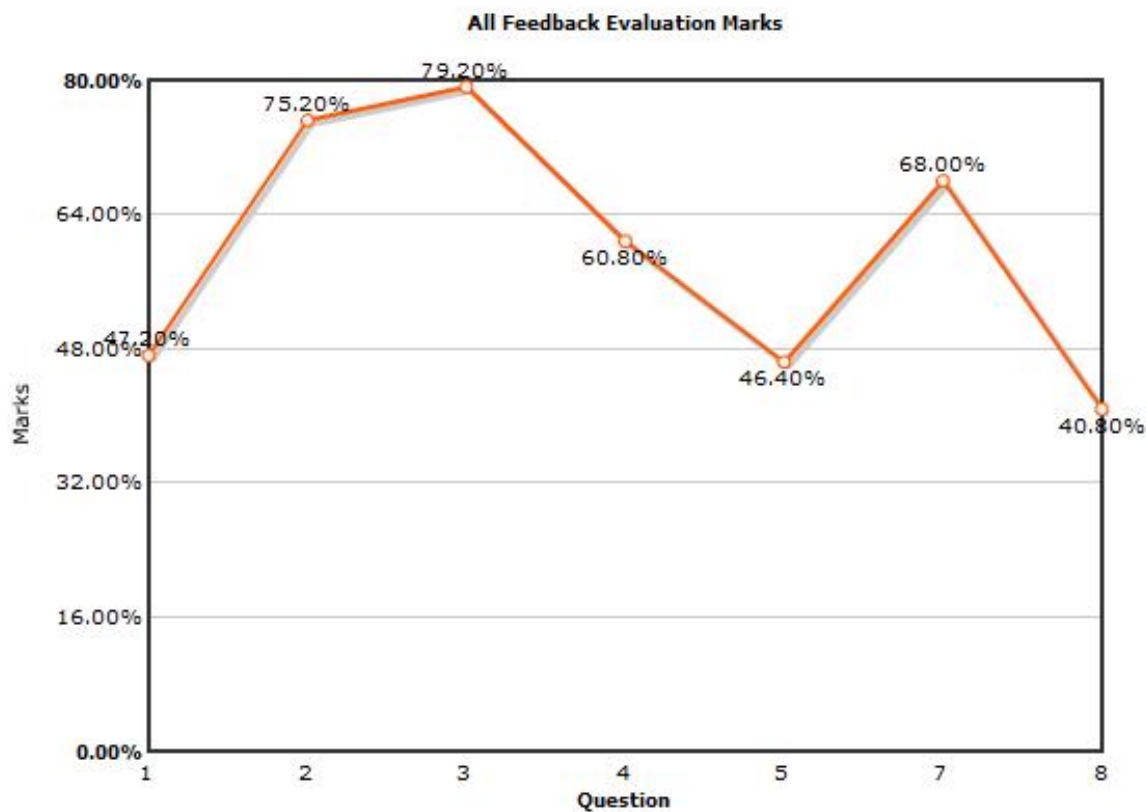
Sl.No	Question	No of Students Evaluating	Evaluated out of	Evaluation Marks	Average Marks	Percentage
1	Over-all experience about the teaching-learning process in the college	34	34 * 5 = 170	109	3.21	64.12
2	Library facilities available in the college	34	34 * 5 = 170	123	3.62	72.35
3	Infrastructural facilities offered by the college	34	34 * 5 = 170	86	2.53	50.59
4	Experience with the office and support staff	34	34 * 5 = 170	94	2.76	55.29
5	Quality of the course curriculum	34	34 * 5 = 170	124	3.65	72.94
7	Co-curricular and extra-curricular activities	34	34 * 5 = 170	88	2.59	51.76
8	Level of fulfillment of your expectations during the last academic years	34	34 * 5 = 170	85	2.5	50.00



ST. XAVIER'S COLLEGE (AUTONOMOUS) , KOLKATA

Feedback Analysis for the Department : MTMA of Session : 2022-2023

Sl.No	Question	No of Students Evaluating	Evaluated out of	Evaluation Marks	Average Marks	Percentage
1	Over-all experience about the teaching-learning process in the college	25	25 * 5 = 125	59	2.36	47.2
2	Library facilities available in the college	25	25 * 5 = 125	94	3.76	75.2
3	Infrastructural facilities offered by the college	25	25 * 5 = 125	99	3.96	79.2
4	Experience with the office and support staff	25	25 * 5 = 125	76	3.04	60.8
5	Quality of the course curriculum	25	25 * 5 = 125	58	2.32	46.4
7	Co-curricular and extra-curricular activities	25	25 * 5 = 125	85	3.4	68
8	Level of fulfillment of your expectations during the last academic years	25	25 * 5 = 125	51	2.04	40.8

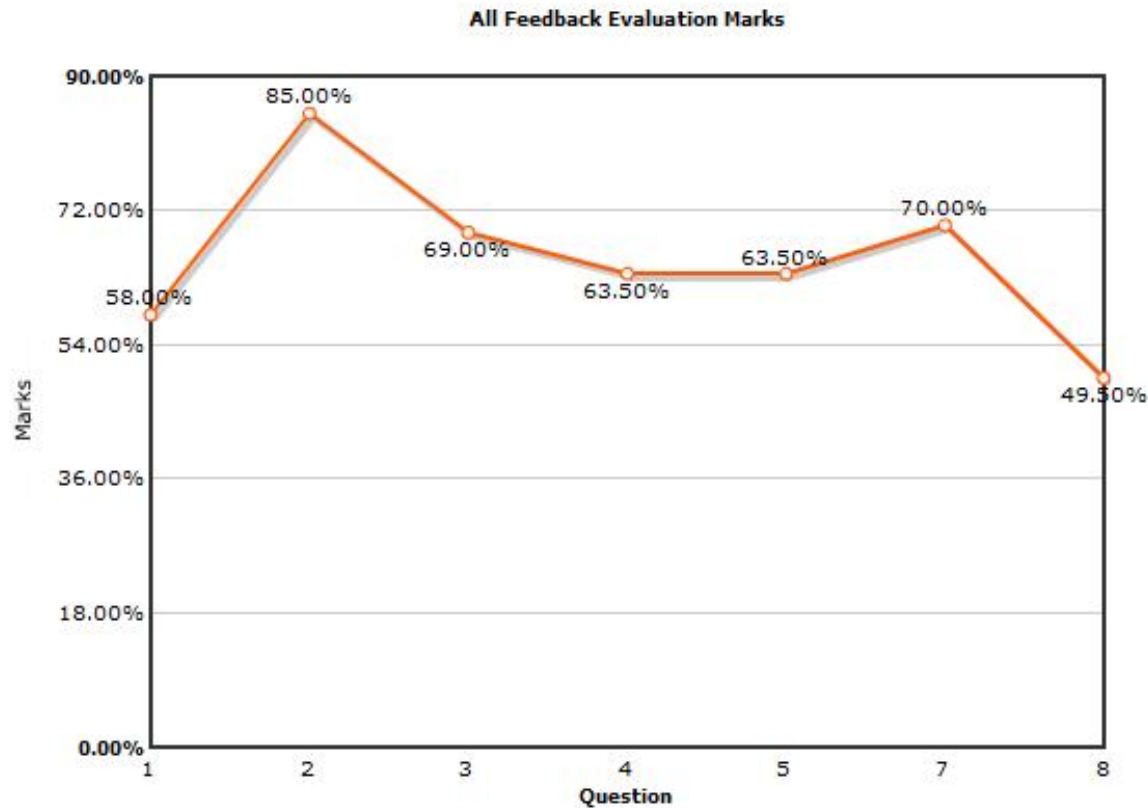


81-100% (Mark 5) || 61-80% (Mark 4) || 41-60% (Mark 3) || 21-40% (Mark 2) || 0-20% (Mark 1)

ST. XAVIER'S COLLEGE (AUTONOMOUS) , KOLKATA

Feedback Analysis for the Department : PHSA of Session : 2022-2023

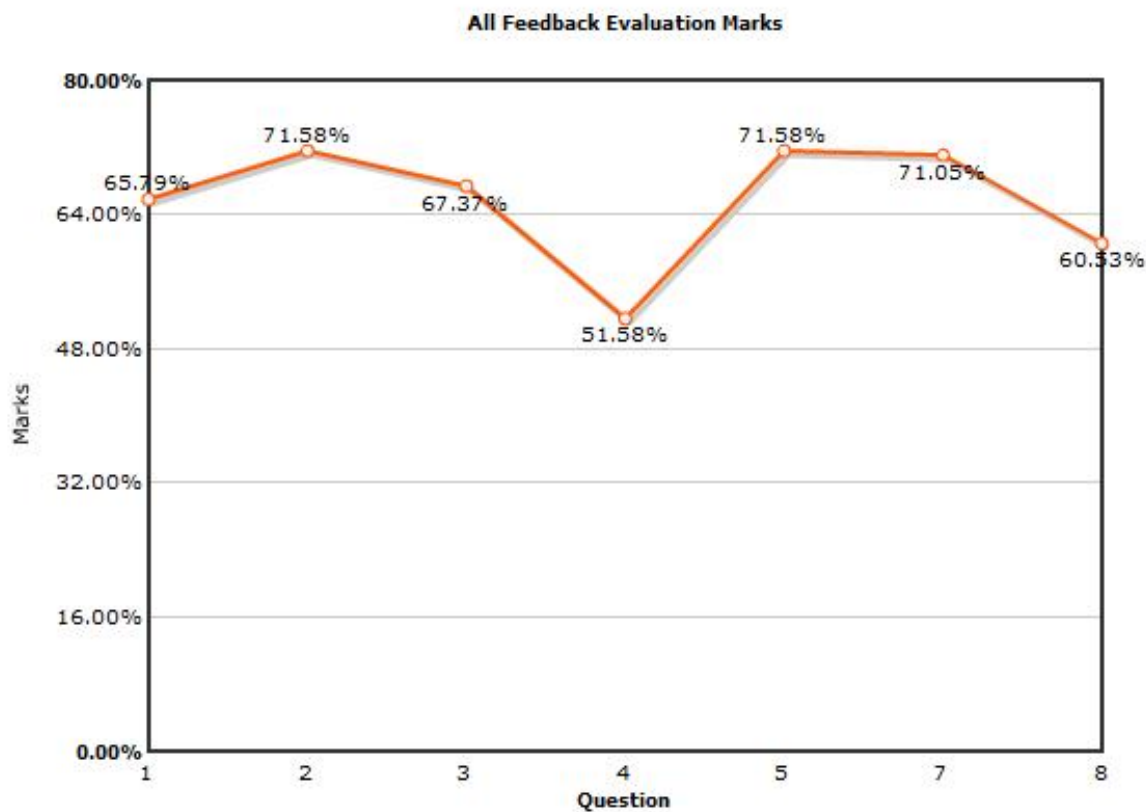
Sl.No	Question	No of Students Evaluating	Evaluated out of	Evaluation Marks	Average Marks	Percentage
1	Over-all experience about the teaching-learning process in the college	40	40 * 5 = 200	116	2.9	58
2	Library facilities available in the college	40	40 * 5 = 200	170	4.25	85
3	Infrastructural facilities offered by the college	40	40 * 5 = 200	138	3.45	69
4	Experience with the office and support staff	40	40 * 5 = 200	127	3.18	63.5
5	Quality of the course curriculum	40	40 * 5 = 200	127	3.18	63.5
7	Co-curricular and extra-curricular activities	40	40 * 5 = 200	140	3.5	70
8	Level of fulfillment of your expectations during the last academic years	40	40 * 5 = 200	99	2.48	49.5



ST. XAVIER'S COLLEGE (AUTONOMOUS) , KOLKATA

Feedback Analysis for the Department : PLSA of Session : 2022-2023

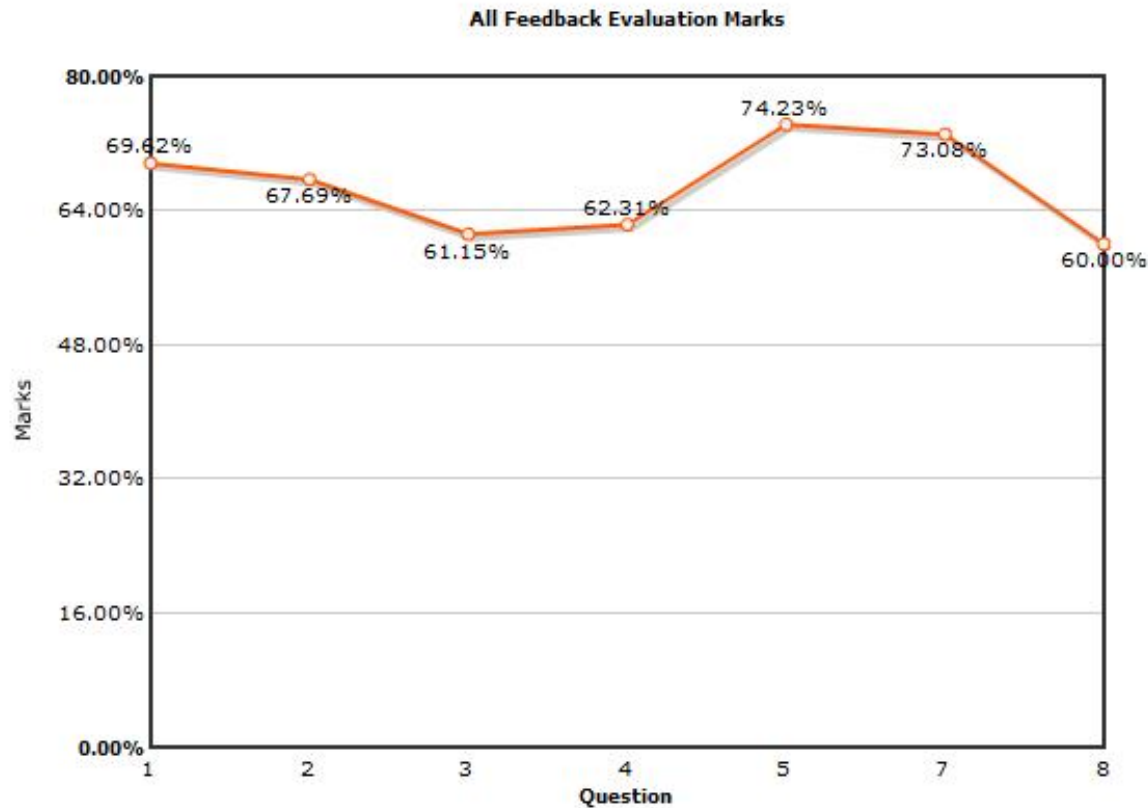
Sl.No	Question	No of Students Evaluating	Evaluated out of	Evaluation Marks	Average Marks	Percentage
1	Over-all experience about the teaching-learning process in the college	38	38 * 5 = 190	125	3.29	65.79
2	Library facilities available in the college	38	38 * 5 = 190	136	3.58	71.58
3	Infrastructural facilities offered by the college	38	38 * 5 = 190	128	3.37	67.37
4	Experience with the office and support staff	38	38 * 5 = 190	98	2.58	51.58
5	Quality of the course curriculum	38	38 * 5 = 190	136	3.58	71.58
7	Co-curricular and extra-curricular activities	38	38 * 5 = 190	135	3.55	71.05
8	Level of fulfillment of your expectations during the last academic years	38	38 * 5 = 190	115	3.03	60.53



ST. XAVIER'S COLLEGE (AUTONOMOUS) , KOLKATA

Feedback Analysis for the Department : SOCA of Session : 2022-2023

Sl.No	Question	No of Students Evaluating	Evaluated out of	Evaluation Marks	Average Marks	Percentage
1	Over-all experience about the teaching-learning process in the college	52	52 * 5 = 260	181	3.48	69.62
2	Library facilities available in the college	52	52 * 5 = 260	176	3.38	67.69
3	Infrastructural facilities offered by the college	52	52 * 5 = 260	159	3.06	61.15
4	Experience with the office and support staff	52	52 * 5 = 260	162	3.12	62.31
5	Quality of the course curriculum	52	52 * 5 = 260	193	3.71	74.23
7	Co-curricular and extra-curricular activities	52	52 * 5 = 260	190	3.65	73.08
8	Level of fulfillment of your expectations during the last academic years	52	52 * 5 = 260	156	3	60



ST. XAVIER'S COLLEGE (AUTONOMOUS) , KOLKATA

Feedback Analysis for the Department : STSA of Session : 2022-2023

Sl.No	Question	No of Students Evaluating	Evaluated out of	Evaluation Marks	Average Marks	Percentage
1	Over-all experience about the teaching-learning process in the college	39	39 * 5 = 195	125	3.21	64.1
2	Library facilities available in the college	39	39 * 5 = 195	150	3.85	76.92
3	Infrastructural facilities offered by the college	39	39 * 5 = 195	140	3.59	71.79
4	Experience with the office and support staff	39	39 * 5 = 195	127	3.26	65.13
5	Quality of the course curriculum	39	39 * 5 = 195	149	3.82	76.41
7	Co-curricular and extra-curricular activities	39	39 * 5 = 195	135	3.46	69.23
8	Level of fulfillment of your expectations during the last academic years	39	39 * 5 = 195	116	2.97	59.49

