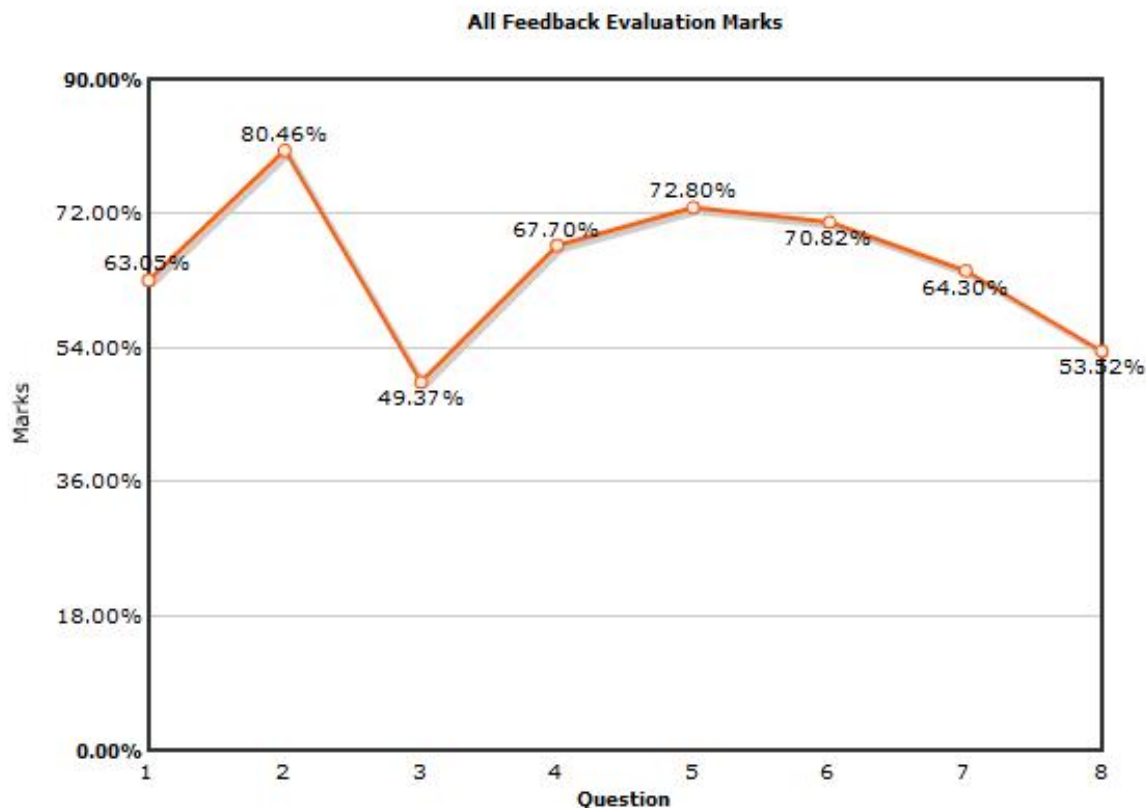


ST. XAVIER'S COLLEGE (AUTONOMOUS) , KOLKATA

Feedback Analysis for the Department : CMEA of Session : 2023-2024

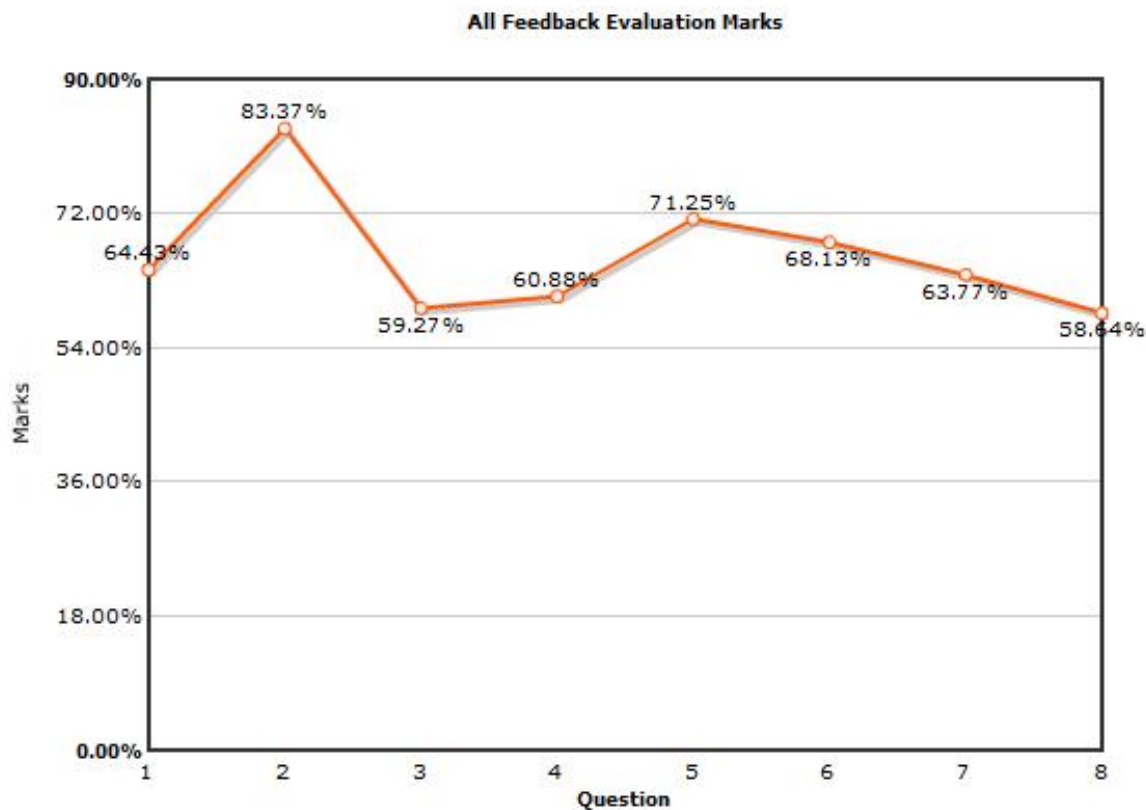
Sl.No	Question	No of Students Evaluating	Evaluated out of	Evaluation Marks	Average Marks	Percentage
1	Over-all experience about the teaching-learning process in the college	525	525 * 5 = 2625	1655	3.15	63.05
2	Library facilities available in the college	525	525 * 5 = 2625	2112	4.02	80.46
3	Infrastructural facilities offered by the college	525	525 * 5 = 2625	1296	2.47	49.37
4	Experience with the office and support staff	525	525 * 5 = 2625	1777	3.38	67.7
5	Quality of the course curriculum : Honours	525	525 * 5 = 2625	1911	3.64	72.8
6	Quality of the course curriculum : General / Ancillary	525	525 * 5 = 2625	1859	3.54	70.82
7	Co-curricular and extra-curricular activities	525	525 * 5 = 2625	1688	3.22	64.3
8	Level of fulfillment of your expectations during the last three years	525	525 * 5 = 2625	1405	2.68	53.52



ST. XAVIER'S COLLEGE (AUTONOMOUS) , KOLKATA

Feedback Analysis for the Department : COMA of Session : 2023-2024

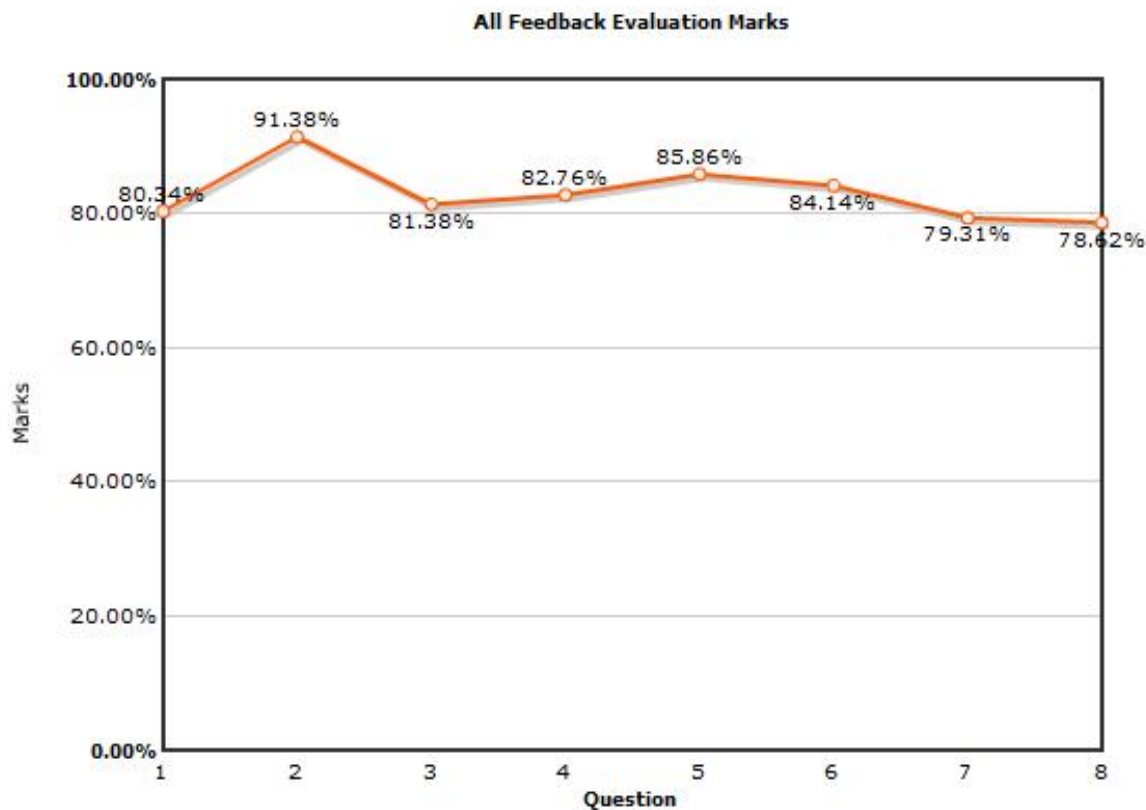
Sl.No	Question	No of Students Evaluating	Evaluated out of	Evaluation Marks	Average Marks	Percentage
1	Over-all experience about the teaching-learning process in the college	546	546 * 5 = 2730	1759	3.22	64.43
2	Library facilities available in the college	546	546 * 5 = 2730	2276	4.17	83.37
3	Infrastructural facilities offered by the college	546	546 * 5 = 2730	1618	2.96	59.27
4	Experience with the office and support staff	546	546 * 5 = 2730	1662	3.04	60.88
5	Quality of the course curriculum : Honours	546	546 * 5 = 2730	1945	3.56	71.25
6	Quality of the course curriculum : General / Ancillary	546	546 * 5 = 2730	1860	3.41	68.13
7	Co-curricular and extra-curricular activities	546	546 * 5 = 2730	1741	3.19	63.77
8	Level of fulfillment of your expectations during the last three years	546	546 * 5 = 2730	1601	2.93	58.64



ST. XAVIER'S COLLEGE (AUTONOMOUS) , KOLKATA

Feedback Analysis for the Department : MCOM of Session : 2023-2024

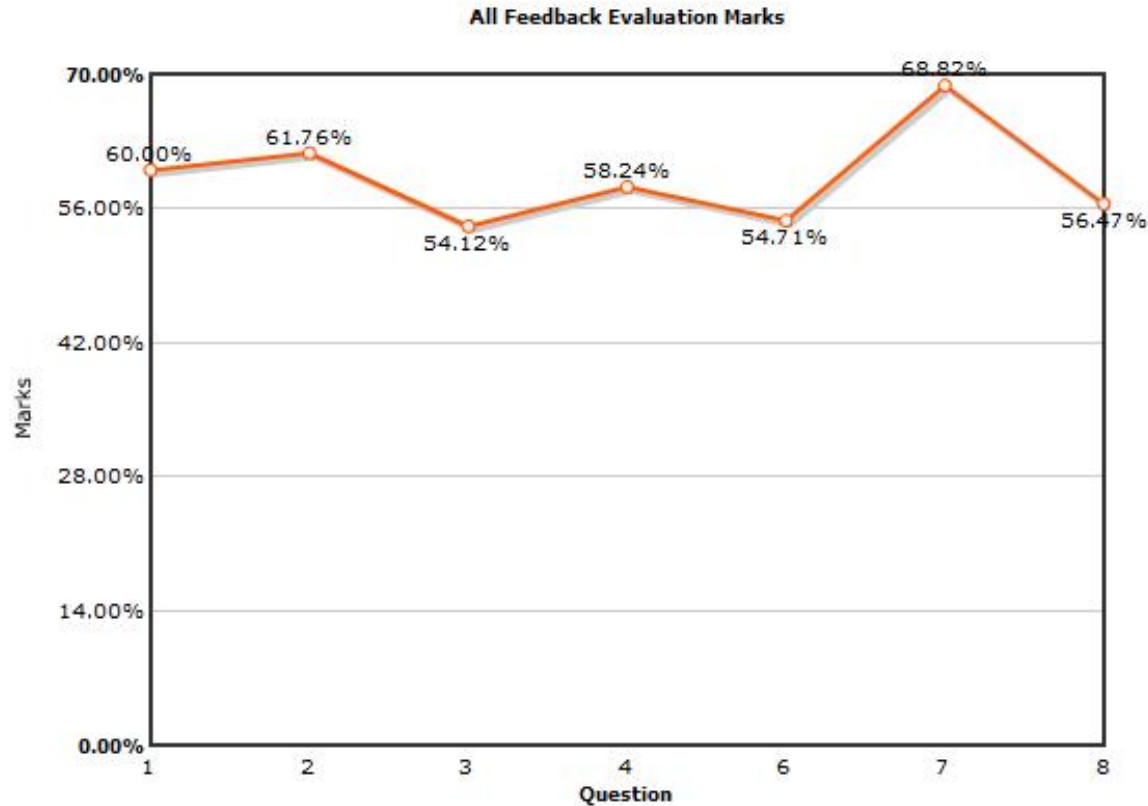
Sl.No	Question	No of Students Evaluating	Evaluated out of	Evaluation Marks	Average Marks	Percentage
1	Over-all experience about the teaching-learning process in the college	58	58 * 5 = 290	233	4.02	80.34
2	Library facilities available in the college	58	58 * 5 = 290	265	4.57	91.38
3	Infrastructural facilities offered by the college	58	58 * 5 = 290	236	4.07	81.38
4	Experience with the office and support staff	58	58 * 5 = 290	240	4.14	82.76
5	Quality of the course curriculum : Honours	58	58 * 5 = 290	249	4.29	85.86
6	Quality of the course curriculum : General / Ancillary	58	58 * 5 = 290	244	4.21	84.14
7	Co-curricular and extra-curricular activities	58	58 * 5 = 290	230	3.97	79.31
8	Level of fulfillment of your expectations during the last three years	58	58 * 5 = 290	228	3.93	78.62



ST. XAVIER'S COLLEGE (AUTONOMOUS) , KOLKATA

Feedback Analysis for the Department : BAGG of Session : 2023-2024

Sl.No	Question	No of Students Evaluating	Evaluated out of	Evaluation Marks	Average Marks	Percentage
1	Over-all experience about the teaching-learning process in the college	34	34 * 5 = 170	102	3	60
2	Library facilities available in the college	34	34 * 5 = 170	105	3.09	61.76
3	Infrastructural facilities offered by the college	34	34 * 5 = 170	92	2.71	54.12
4	Experience with the office and support staff	34	34 * 5 = 170	99	2.91	58.24
6	Quality of the course curriculum : General / Ancillary	34	34 * 5 = 170	93	2.74	54.71
7	Co-curricular and extra-curricular activities	34	34 * 5 = 170	117	3.44	68.82
8	Level of fulfillment of your expectations during the last three years	34	34 * 5 = 170	96	2.82	56.47

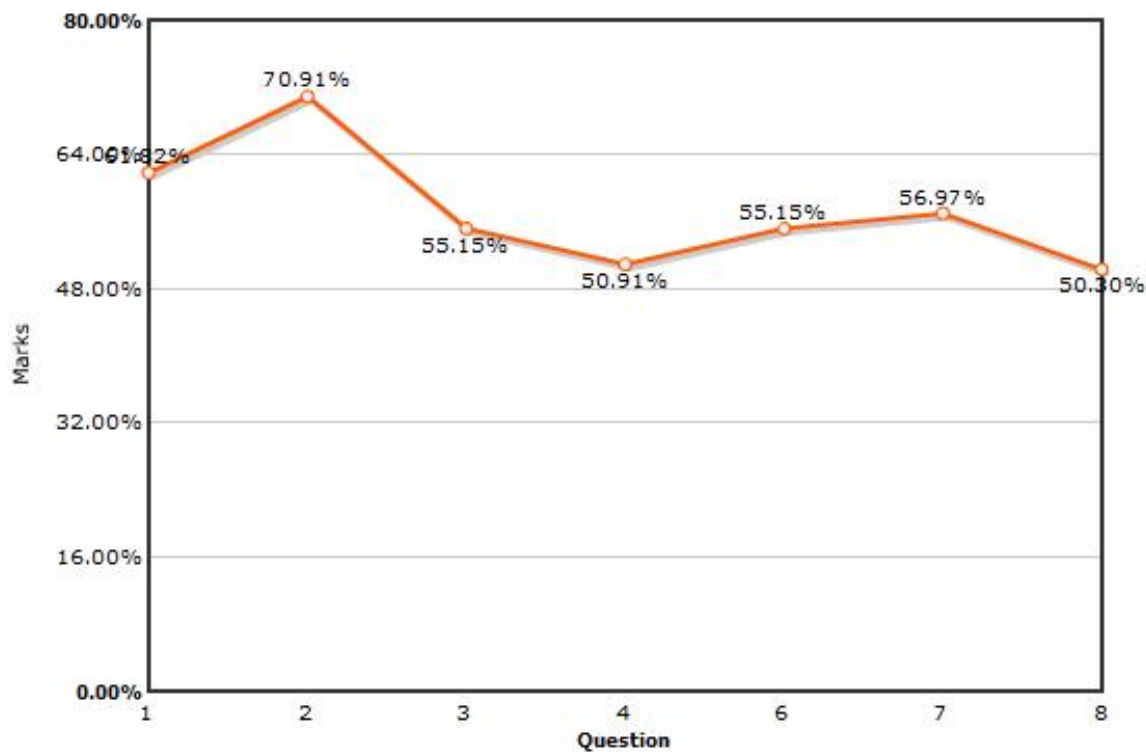


ST. XAVIER'S COLLEGE (AUTONOMOUS) , KOLKATA

Feedback Analysis for the Department : BMBT of Session : 2023-2024

Sl.No	Question	No of Students Evaluating	Evaluated out of	Evaluation Marks	Average Marks	Percentage
1	Over-all experience about the teaching-learning process in the college	33	33 * 5 = 165	102	3.09	61.82
2	Library facilities available in the college	33	33 * 5 = 165	117	3.55	70.91
3	Infrastructural facilities offered by the college	33	33 * 5 = 165	91	2.76	55.15
4	Experience with the office and support staff	33	33 * 5 = 165	84	2.55	50.91
6	Quality of the course curriculum : General / Ancillary	33	33 * 5 = 165	91	2.76	55.15
7	Co-curricular and extra-curricular activities	33	33 * 5 = 165	94	2.85	56.97
8	Level of fulfillment of your expectations during the last three years	33	33 * 5 = 165	83	2.52	50.3

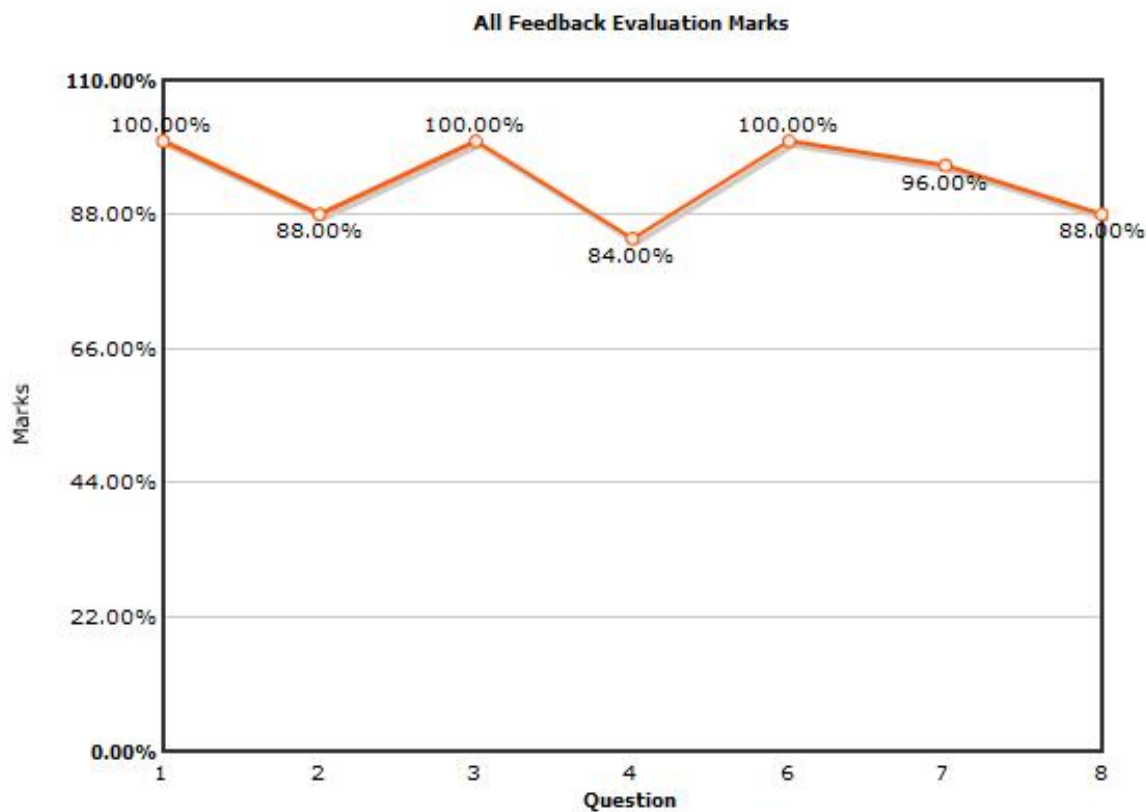
All Feedback Evaluation Marks



ST. XAVIER'S COLLEGE (AUTONOMOUS) , KOLKATA

Feedback Analysis for the Department : BNGA of Session : 2023-2024

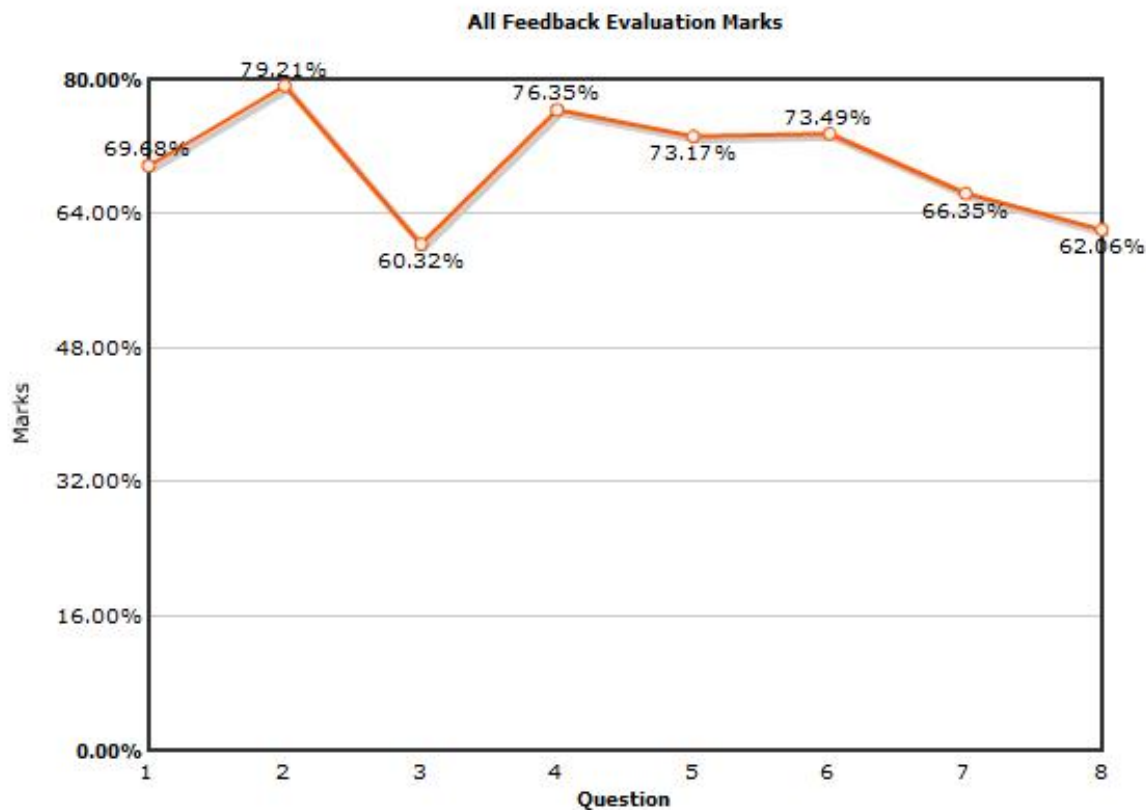
Sl.No	Question	No of Students Evaluating	Evaluated out of	Evaluation Marks	Average Marks	Percentage
1	Over-all experience about the teaching-learning process in the college	5	5 * 5 = 25	25	5	100
2	Library facilities available in the college	5	5 * 5 = 25	22	4.4	88
3	Infrastructural facilities offered by the college	5	5 * 5 = 25	25	5	100
4	Experience with the office and support staff	5	5 * 5 = 25	21	4.2	84
6	Quality of the course curriculum : General / Ancillary	5	5 * 5 = 25	25	5	100
7	Co-curricular and extra-curricular activities	5	5 * 5 = 25	24	4.8	96
8	Level of fulfillment of your expectations during the last three years	5	5 * 5 = 25	22	4.4	88



ST. XAVIER'S COLLEGE (AUTONOMOUS) , KOLKATA

Feedback Analysis for the Department : BOMS of Session : 2023-2024

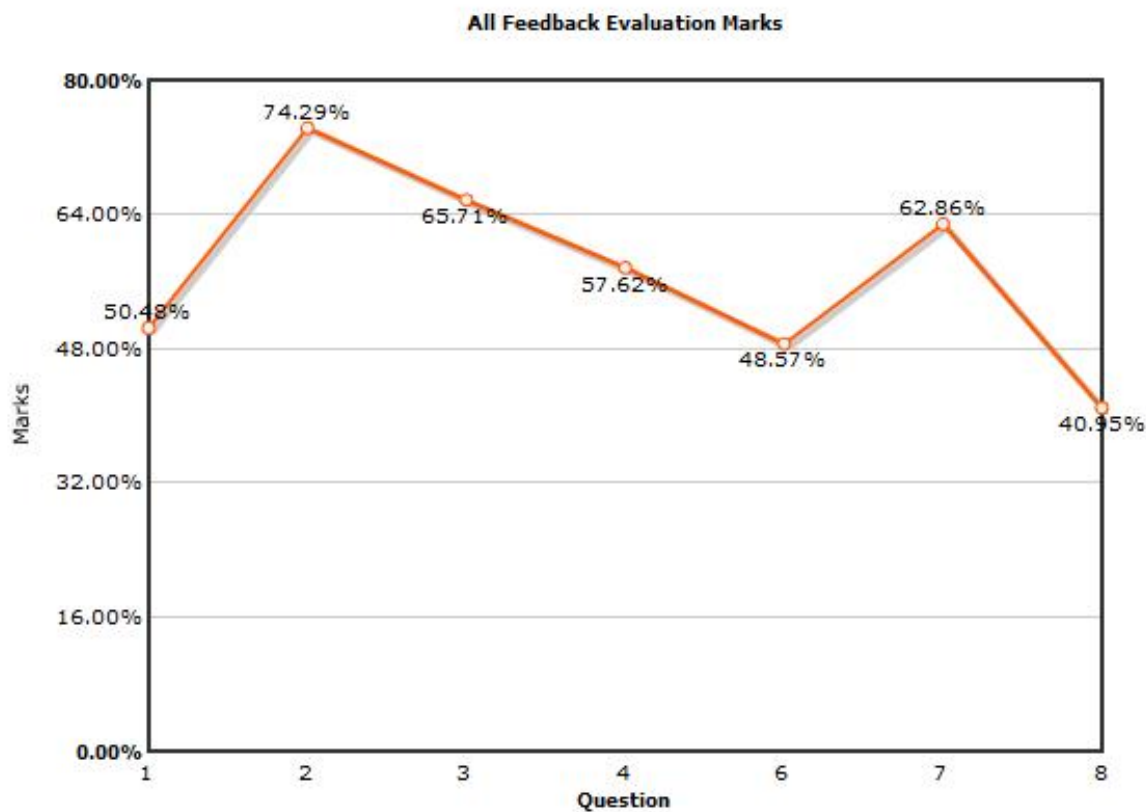
Sl.No	Question	No of Students Evaluating	Evaluated out of	Evaluation Marks	Average Marks	Percentage
1	Over-all experience about the teaching-learning process in the college	126	126 * 5 = 630	439	3.48	69.68
2	Library facilities available in the college	126	126 * 5 = 630	499	3.96	79.21
3	Infrastructural facilities offered by the college	126	126 * 5 = 630	380	3.02	60.32
4	Experience with the office and support staff	126	126 * 5 = 630	481	3.82	76.35
5	Quality of the course curriculum : Honours	126	126 * 5 = 630	461	3.66	73.17
6	Quality of the course curriculum : General / Ancillary	126	126 * 5 = 630	463	3.67	73.49
7	Co-curricular and extra-curricular activities	126	126 * 5 = 630	418	3.32	66.35
8	Level of fulfillment of your expectations during the last three years	126	126 * 5 = 630	391	3.1	62.06



ST. XAVIER'S COLLEGE (AUTONOMOUS) , KOLKATA

Feedback Analysis for the Department : CEMA of Session : 2023-2024

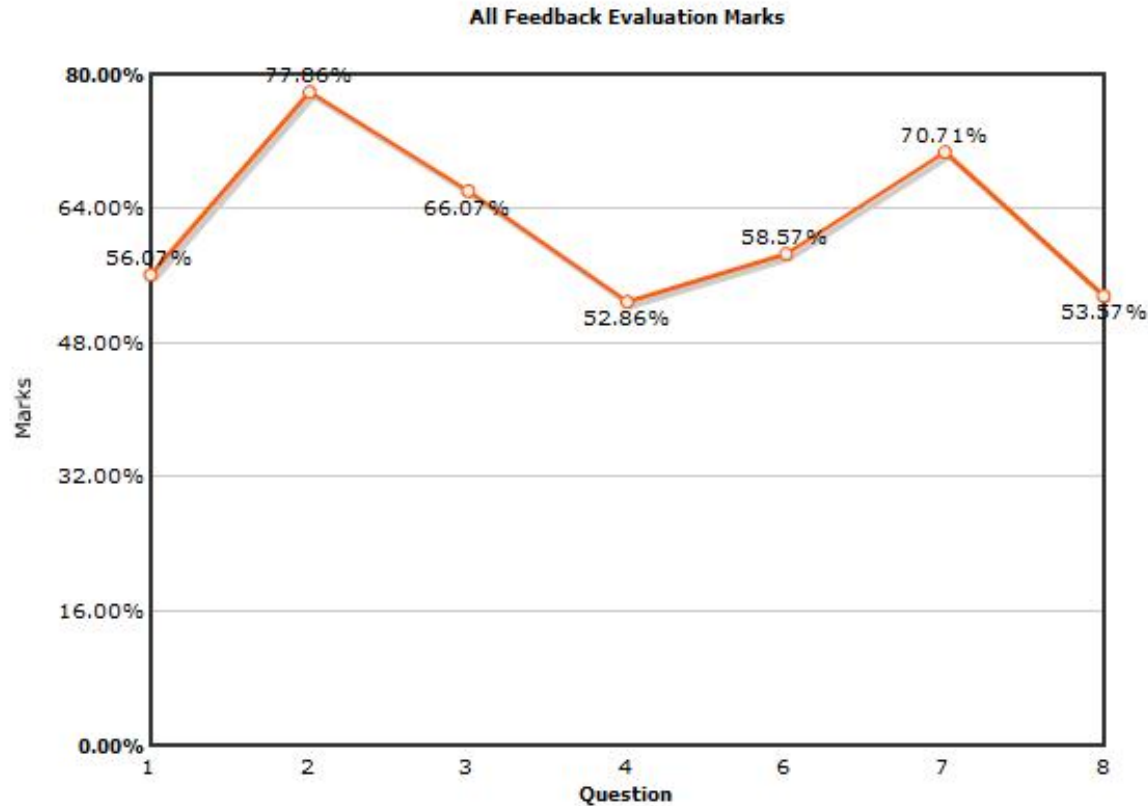
Sl.No	Question	No of Students Evaluating	Evaluated out of	Evaluation Marks	Average Marks	Percentage
1	Over-all experience about the teaching-learning process in the college	42	42 * 5 = 210	106	2.52	50.48
2	Library facilities available in the college	42	42 * 5 = 210	156	3.71	74.29
3	Infrastructural facilities offered by the college	42	42 * 5 = 210	138	3.29	65.71
4	Experience with the office and support staff	42	42 * 5 = 210	121	2.88	57.62
6	Quality of the course curriculum : General / Ancillary	42	42 * 5 = 210	102	2.43	48.57
7	Co-curricular and extra-curricular activities	42	42 * 5 = 210	132	3.14	62.86
8	Level of fulfillment of your expectations during the last three years	42	42 * 5 = 210	86	2.05	40.95



ST. XAVIER'S COLLEGE (AUTONOMOUS) , KOLKATA

Feedback Analysis for the Department : CMSA of Session : 2023-2024

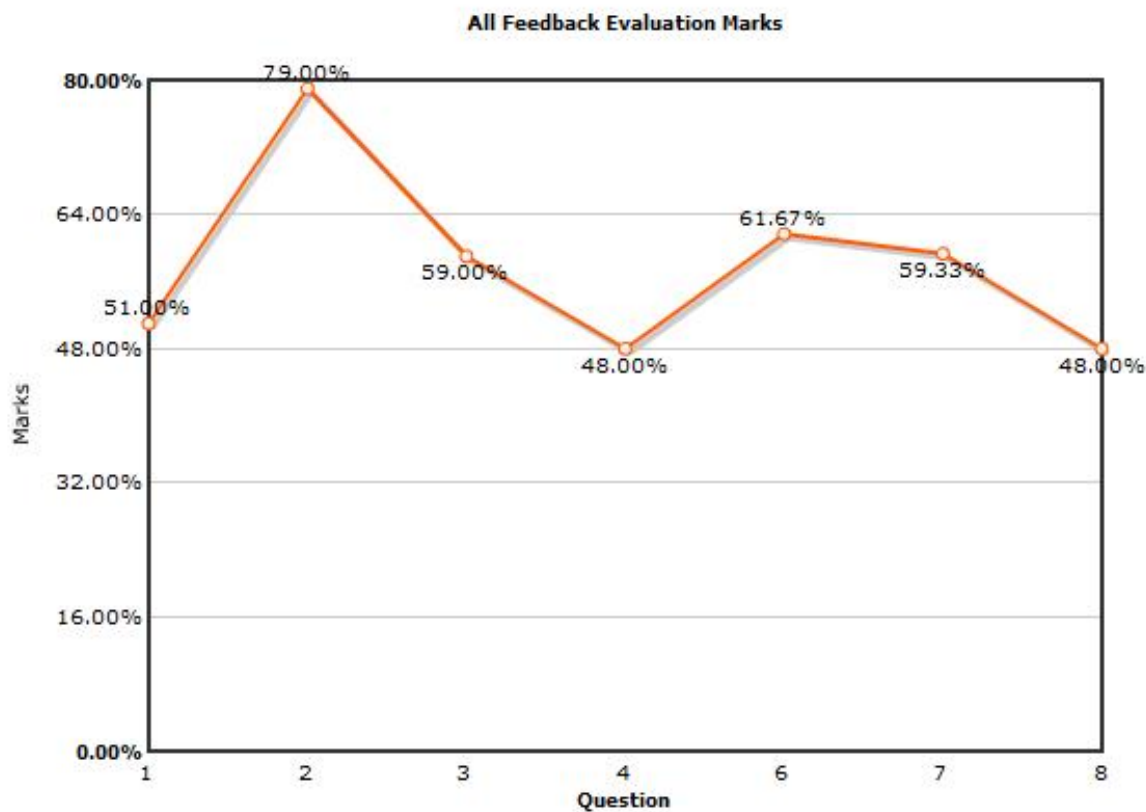
Sl.No	Question	No of Students Evaluating	Evaluated out of	Evaluation Marks	Average Marks	Percentage
1	Over-all experience about the teaching-learning process in the college	56	56 * 5 = 280	157	2.8	56.07
2	Library facilities available in the college	56	56 * 5 = 280	218	3.89	77.86
3	Infrastructural facilities offered by the college	56	56 * 5 = 280	185	3.3	66.07
4	Experience with the office and support staff	56	56 * 5 = 280	148	2.64	52.86
6	Quality of the course curriculum : General / Ancillary	56	56 * 5 = 280	164	2.93	58.57
7	Co-curricular and extra-curricular activities	56	56 * 5 = 280	198	3.54	70.71
8	Level of fulfillment of your expectations during the last three years	56	56 * 5 = 280	150	2.68	53.57



ST. XAVIER'S COLLEGE (AUTONOMOUS) , KOLKATA

Feedback Analysis for the Department : ECOA of Session : 2023-2024

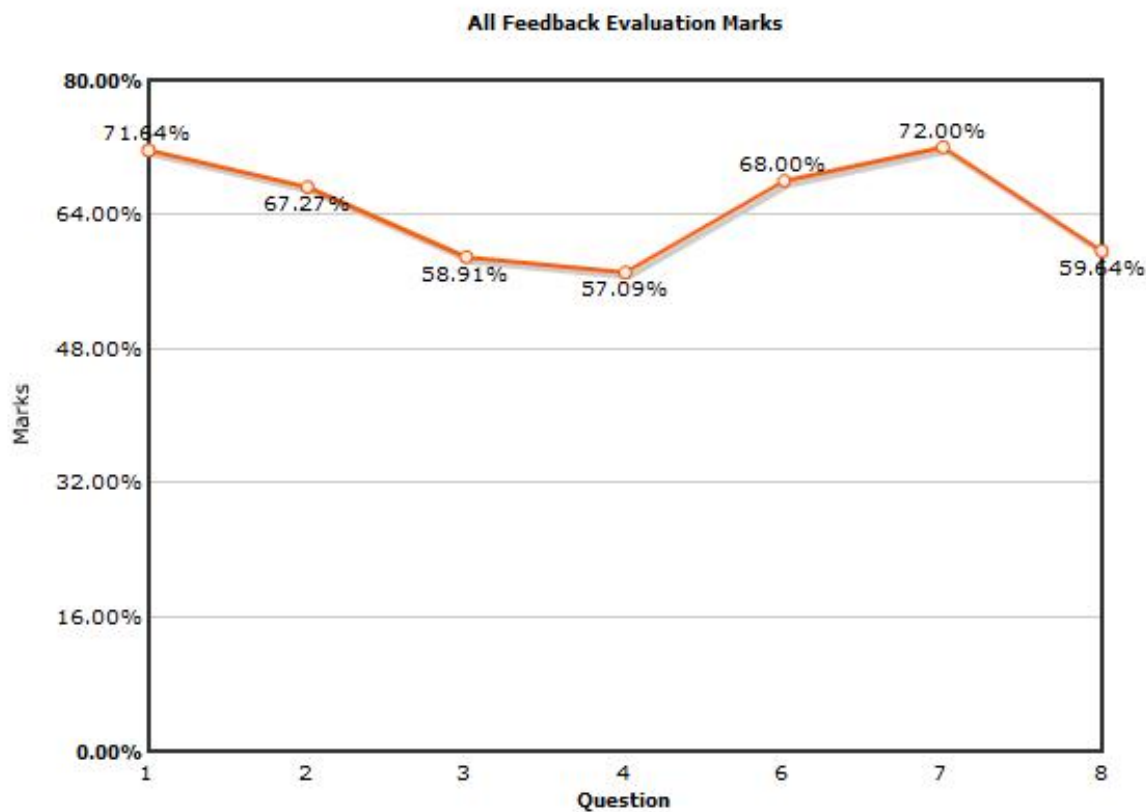
Sl.No	Question	No of Students Evaluating	Evaluated out of	Evaluation Marks	Average Marks	Percentage
1	Over-all experience about the teaching-learning process in the college	60	60 * 5 = 300	153	2.55	51
2	Library facilities available in the college	60	60 * 5 = 300	237	3.95	79
3	Infrastructural facilities offered by the college	60	60 * 5 = 300	177	2.95	59
4	Experience with the office and support staff	60	60 * 5 = 300	144	2.4	48
6	Quality of the course curriculum : General / Ancillary	60	60 * 5 = 300	185	3.08	61.67
7	Co-curricular and extra-curricular activities	60	60 * 5 = 300	178	2.97	59.33
8	Level of fulfillment of your expectations during the last three years	60	60 * 5 = 300	144	2.4	48



ST. XAVIER'S COLLEGE (AUTONOMOUS) , KOLKATA

Feedback Analysis for the Department : ENGA of Session : 2023-2024

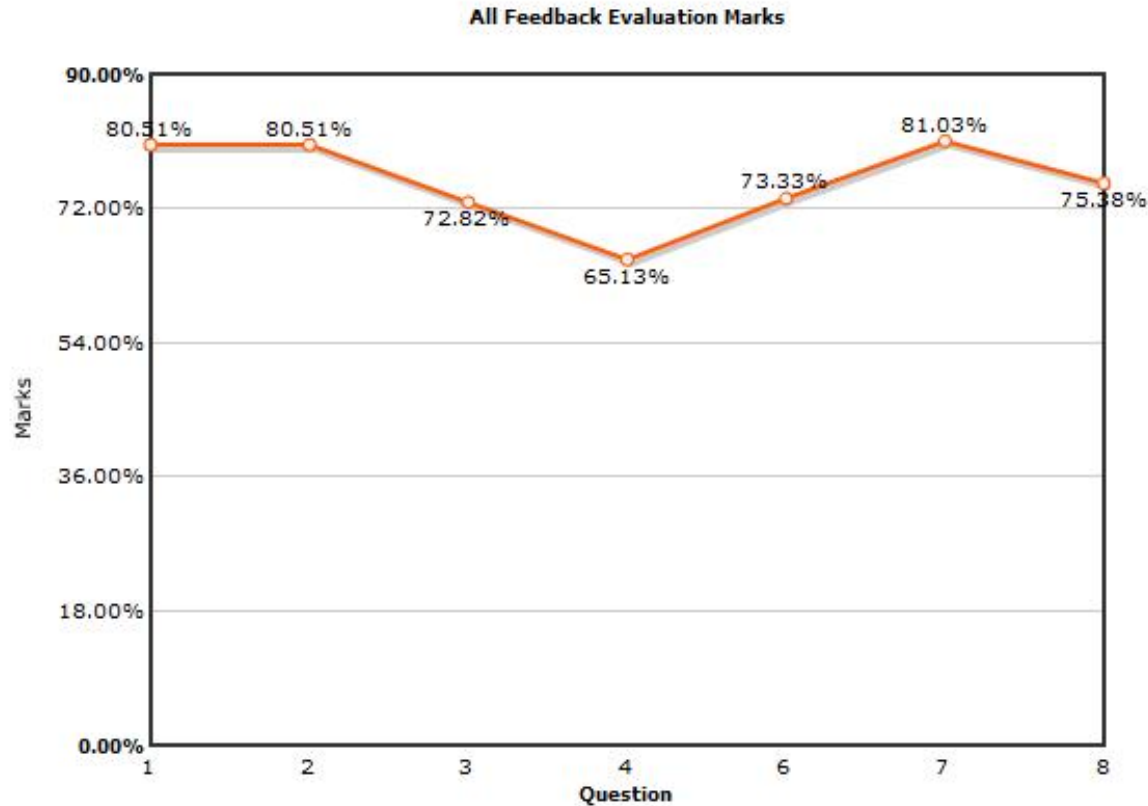
Sl.No	Question	No of Students Evaluating	Evaluated out of	Evaluation Marks	Average Marks	Percentage
1	Over-all experience about the teaching-learning process in the college	55	55 * 5 = 275	197	3.58	71.64
2	Library facilities available in the college	55	55 * 5 = 275	185	3.36	67.27
3	Infrastructural facilities offered by the college	55	55 * 5 = 275	162	2.95	58.91
4	Experience with the office and support staff	55	55 * 5 = 275	157	2.85	57.09
6	Quality of the course curriculum : General / Ancillary	55	55 * 5 = 275	187	3.4	68
7	Co-curricular and extra-curricular activities	55	55 * 5 = 275	198	3.6	72
8	Level of fulfillment of your expectations during the last three years	55	55 * 5 = 275	164	2.98	59.64



ST. XAVIER'S COLLEGE (AUTONOMOUS) , KOLKATA

Feedback Analysis for the Department : MCBA of Session : 2023-2024

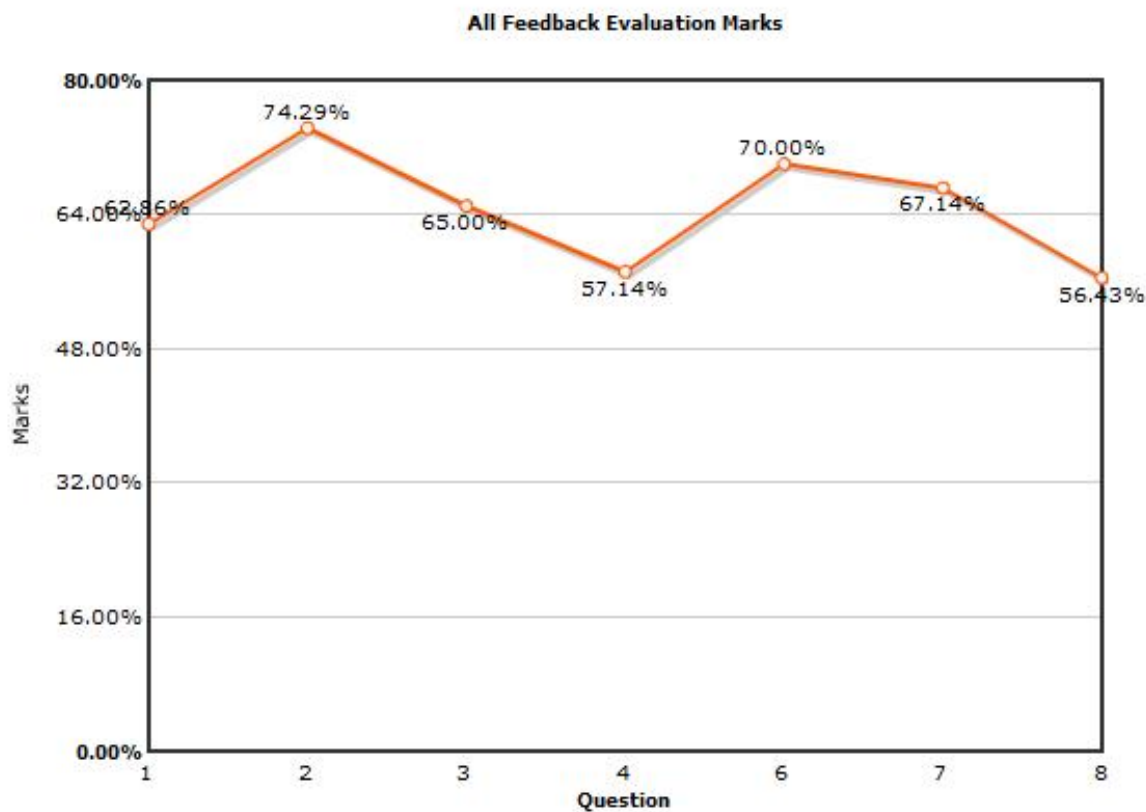
Sl.No	Question	No of Students Evaluating	Evaluated out of	Evaluation Marks	Average Marks	Percentage
1	Over-all experience about the teaching-learning process in the college	39	39 * 5 = 195	157	4.03	80.51
2	Library facilities available in the college	39	39 * 5 = 195	157	4.03	80.51
3	Infrastructural facilities offered by the college	39	39 * 5 = 195	142	3.64	72.82
4	Experience with the office and support staff	39	39 * 5 = 195	127	3.26	65.13
6	Quality of the course curriculum : General / Ancillary	39	39 * 5 = 195	143	3.67	73.33
7	Co-curricular and extra-curricular activities	39	39 * 5 = 195	158	4.05	81.03
8	Level of fulfillment of your expectations during the last three years	39	39 * 5 = 195	147	3.77	75.38



ST. XAVIER'S COLLEGE (AUTONOMOUS) , KOLKATA

Feedback Analysis for the Department : MCMS of Session : 2023-2024

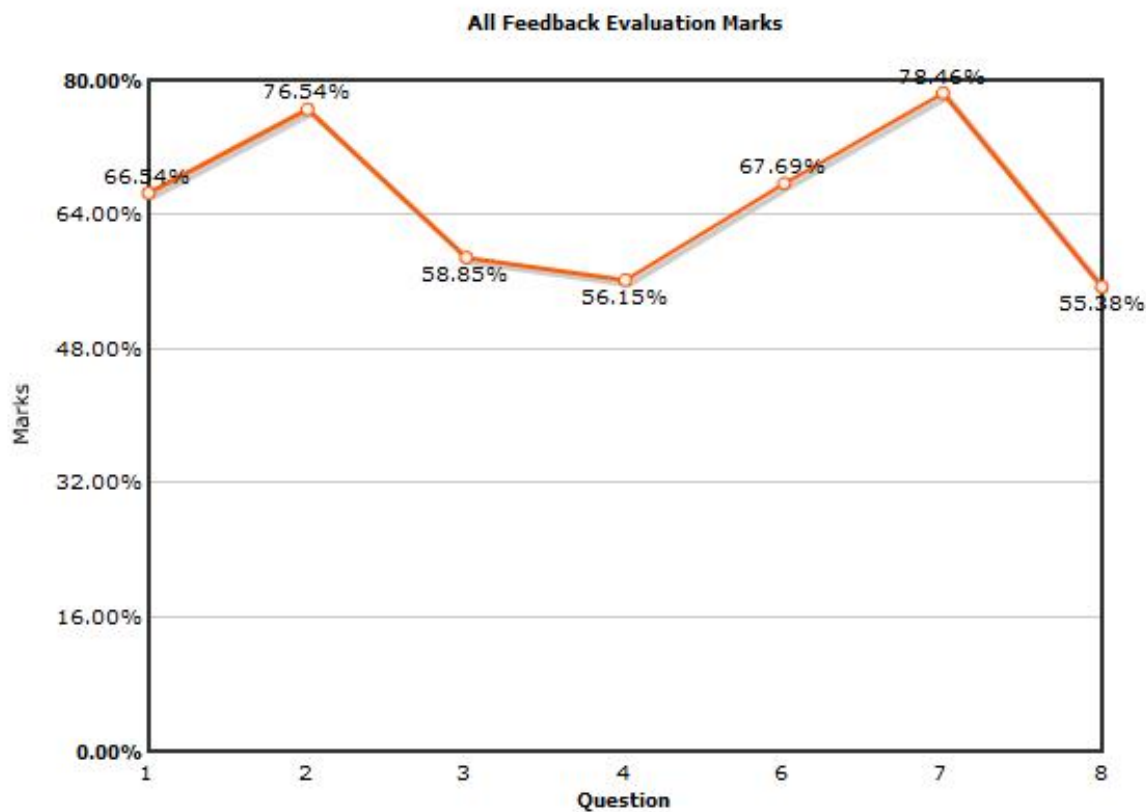
Sl.No	Question	No of Students Evaluating	Evaluated out of	Evaluation Marks	Average Marks	Percentage
1	Over-all experience about the teaching-learning process in the college	28	28 * 5 = 140	88	3.14	62.86
2	Library facilities available in the college	28	28 * 5 = 140	104	3.71	74.29
3	Infrastructural facilities offered by the college	28	28 * 5 = 140	91	3.25	65
4	Experience with the office and support staff	28	28 * 5 = 140	80	2.86	57.14
6	Quality of the course curriculum : General / Ancillary	28	28 * 5 = 140	98	3.5	70
7	Co-curricular and extra-curricular activities	28	28 * 5 = 140	94	3.36	67.14
8	Level of fulfillment of your expectations during the last three years	28	28 * 5 = 140	79	2.82	56.43



ST. XAVIER'S COLLEGE (AUTONOMOUS) , KOLKATA

Feedback Analysis for the Department : MCVA of Session : 2023-2024

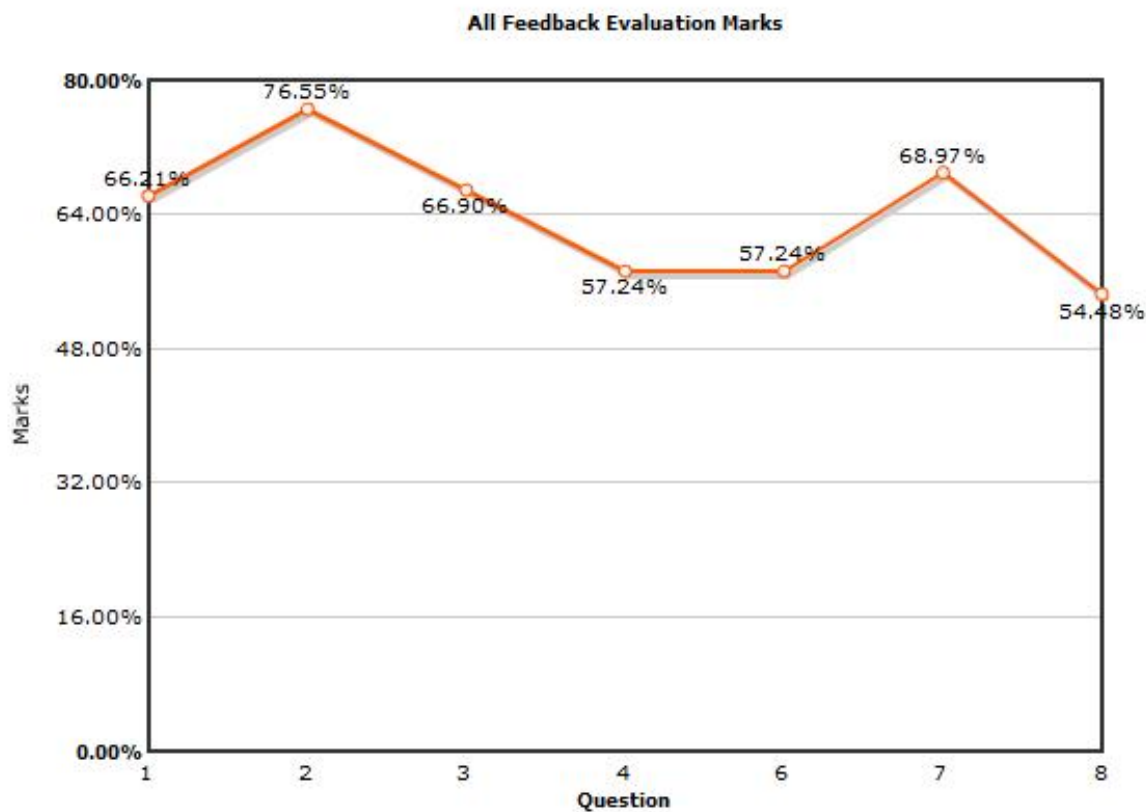
Sl.No	Question	No of Students Evaluating	Evaluated out of	Evaluation Marks	Average Marks	Percentage
1	Over-all experience about the teaching-learning process in the college	52	52 * 5 = 260	173	3.33	66.54
2	Library facilities available in the college	52	52 * 5 = 260	199	3.83	76.54
3	Infrastructural facilities offered by the college	52	52 * 5 = 260	153	2.94	58.85
4	Experience with the office and support staff	52	52 * 5 = 260	146	2.81	56.15
6	Quality of the course curriculum : General / Ancillary	52	52 * 5 = 260	176	3.38	67.69
7	Co-curricular and extra-curricular activities	52	52 * 5 = 260	204	3.92	78.46
8	Level of fulfillment of your expectations during the last three years	52	52 * 5 = 260	144	2.77	55.38



ST. XAVIER'S COLLEGE (AUTONOMOUS) , KOLKATA

Feedback Analysis for the Department : MDTs of Session : 2023-2024

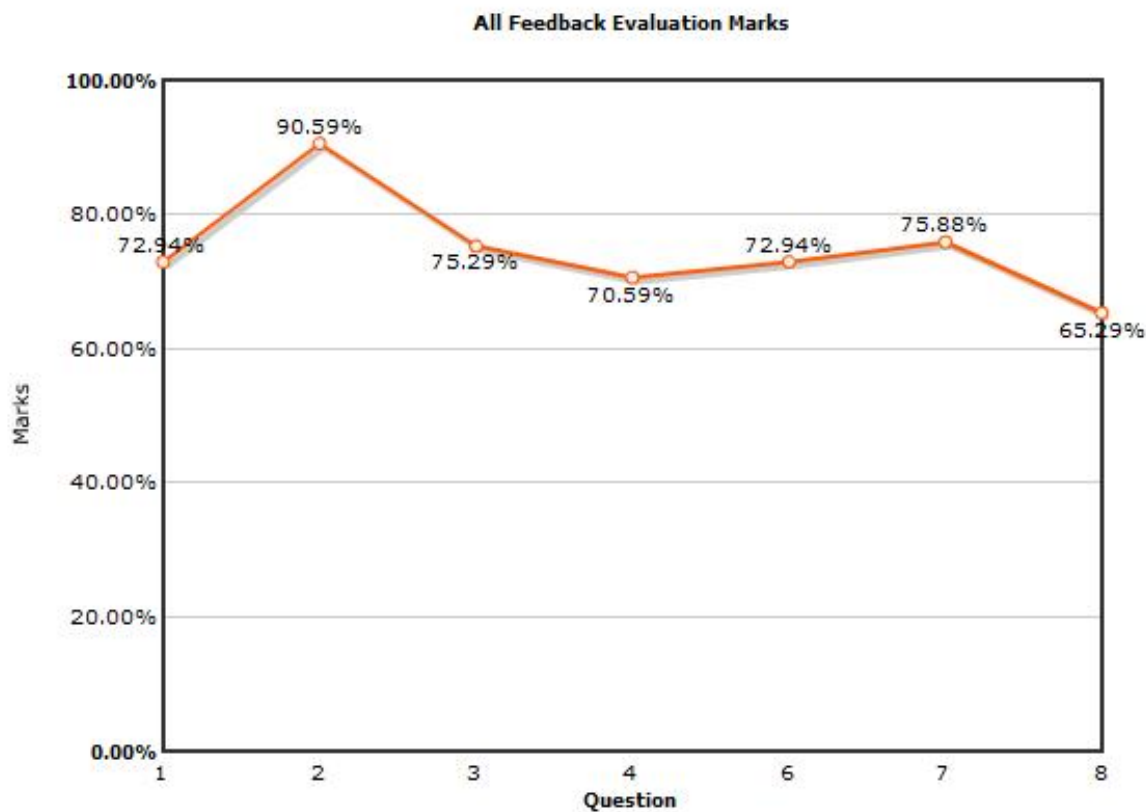
Sl.No	Question	No of Students Evaluating	Evaluated out of	Evaluation Marks	Average Marks	Percentage
1	Over-all experience about the teaching-learning process in the college	29	29 * 5 = 145	96	3.31	66.21
2	Library facilities available in the college	29	29 * 5 = 145	111	3.83	76.55
3	Infrastructural facilities offered by the college	29	29 * 5 = 145	97	3.34	66.9
4	Experience with the office and support staff	29	29 * 5 = 145	83	2.86	57.24
6	Quality of the course curriculum : General / Ancillary	29	29 * 5 = 145	83	2.86	57.24
7	Co-curricular and extra-curricular activities	29	29 * 5 = 145	100	3.45	68.97
8	Level of fulfillment of your expectations during the last three years	29	29 * 5 = 145	79	2.72	54.48



ST. XAVIER'S COLLEGE (AUTONOMOUS) , KOLKATA

Feedback Analysis for the Department : MECO of Session : 2023-2024

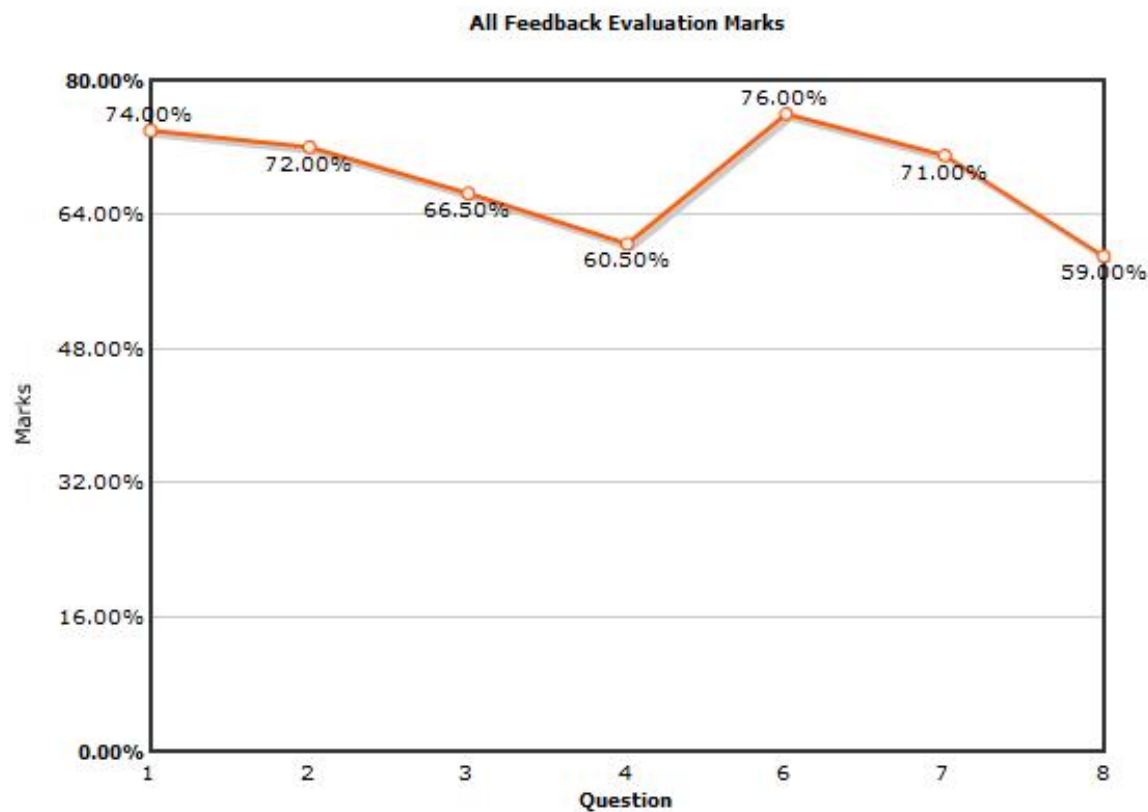
Sl.No	Question	No of Students Evaluating	Evaluated out of	Evaluation Marks	Average Marks	Percentage
1	Over-all experience about the teaching-learning process in the college	34	34 * 5 = 170	124	3.65	72.94
2	Library facilities available in the college	34	34 * 5 = 170	154	4.53	90.59
3	Infrastructural facilities offered by the college	34	34 * 5 = 170	128	3.76	75.29
4	Experience with the office and support staff	34	34 * 5 = 170	120	3.53	70.59
6	Quality of the course curriculum : General / Ancillary	34	34 * 5 = 170	124	3.65	72.94
7	Co-curricular and extra-curricular activities	34	34 * 5 = 170	129	3.79	75.88
8	Level of fulfillment of your expectations during the last three years	34	34 * 5 = 170	111	3.26	65.29



ST. XAVIER'S COLLEGE (AUTONOMOUS) , KOLKATA

Feedback Analysis for the Department : MENG of Session : 2023-2024

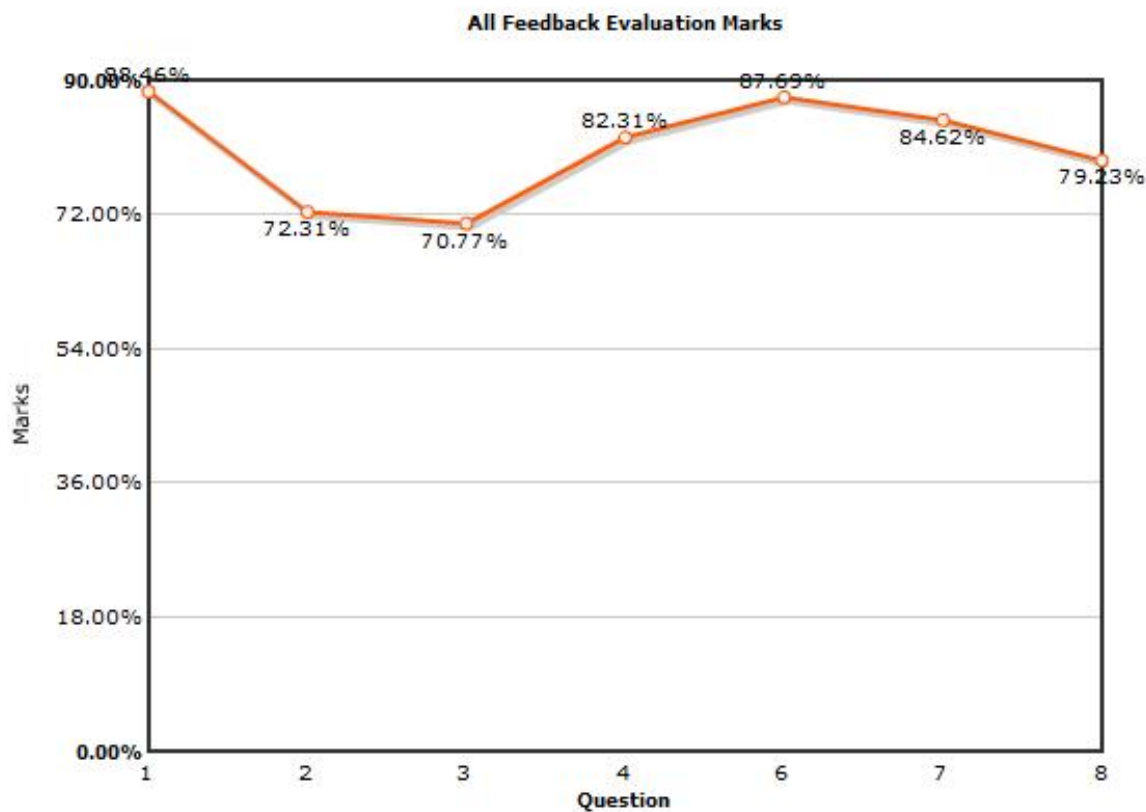
Sl.No	Question	No of Students Evaluating	Evaluated out of	Evaluation Marks	Average Marks	Percentage
1	Over-all experience about the teaching-learning process in the college	40	40 * 5 = 200	148	3.7	74
2	Library facilities available in the college	40	40 * 5 = 200	144	3.6	72
3	Infrastructural facilities offered by the college	40	40 * 5 = 200	133	3.32	66.5
4	Experience with the office and support staff	40	40 * 5 = 200	121	3.02	60.5
6	Quality of the course curriculum : General / Ancillary	40	40 * 5 = 200	152	3.8	76
7	Co-curricular and extra-curricular activities	40	40 * 5 = 200	142	3.55	71
8	Level of fulfillment of your expectations during the last three years	40	40 * 5 = 200	118	2.95	59



ST. XAVIER'S COLLEGE (AUTONOMOUS) , KOLKATA

Feedback Analysis for the Department : MHIS of Session : 2023-2024

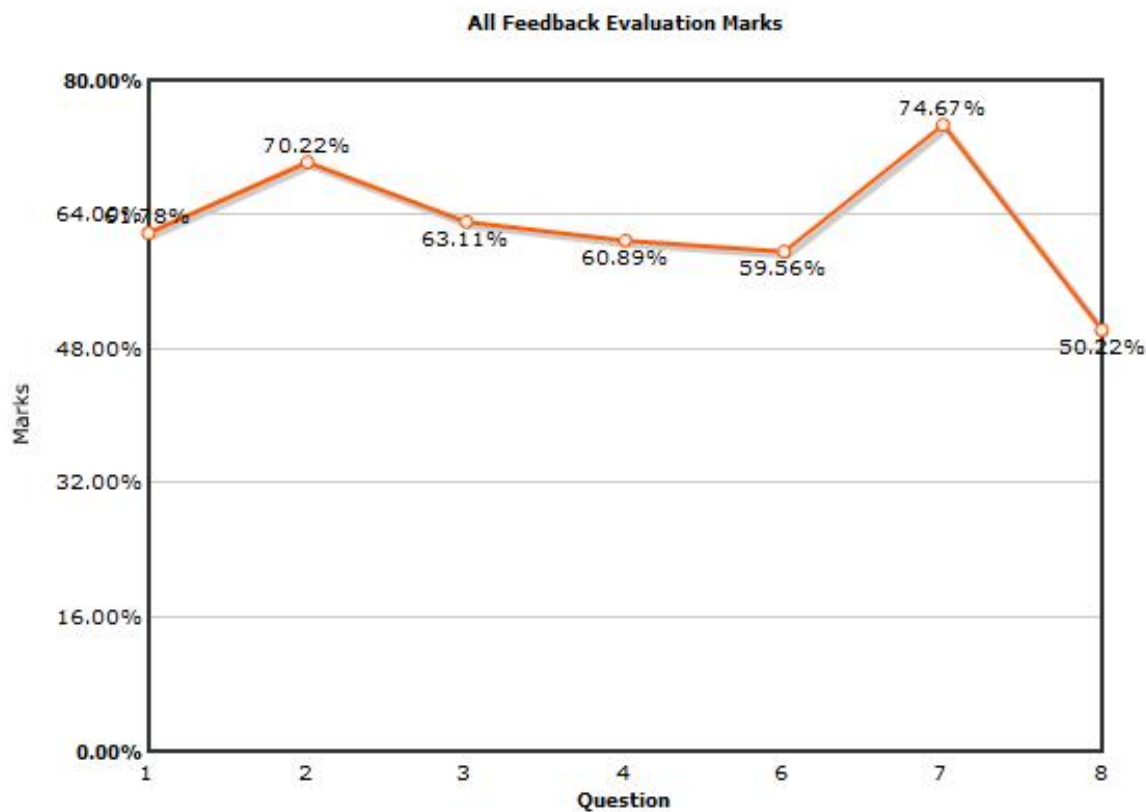
Sl.No	Question	No of Students Evaluating	Evaluated out of	Evaluation Marks	Average Marks	Percentage
1	Over-all experience about the teaching-learning process in the college	26	26 * 5 = 130	115	4.42	88.46
2	Library facilities available in the college	26	26 * 5 = 130	94	3.62	72.31
3	Infrastructural facilities offered by the college	26	26 * 5 = 130	92	3.54	70.77
4	Experience with the office and support staff	26	26 * 5 = 130	107	4.12	82.31
6	Quality of the course curriculum : General / Ancillary	26	26 * 5 = 130	114	4.38	87.69
7	Co-curricular and extra-curricular activities	26	26 * 5 = 130	110	4.23	84.62
8	Level of fulfillment of your expectations during the last three years	26	26 * 5 = 130	103	3.96	79.23



ST. XAVIER'S COLLEGE (AUTONOMOUS) , KOLKATA

Feedback Analysis for the Department : MMFI of Session : 2023-2024

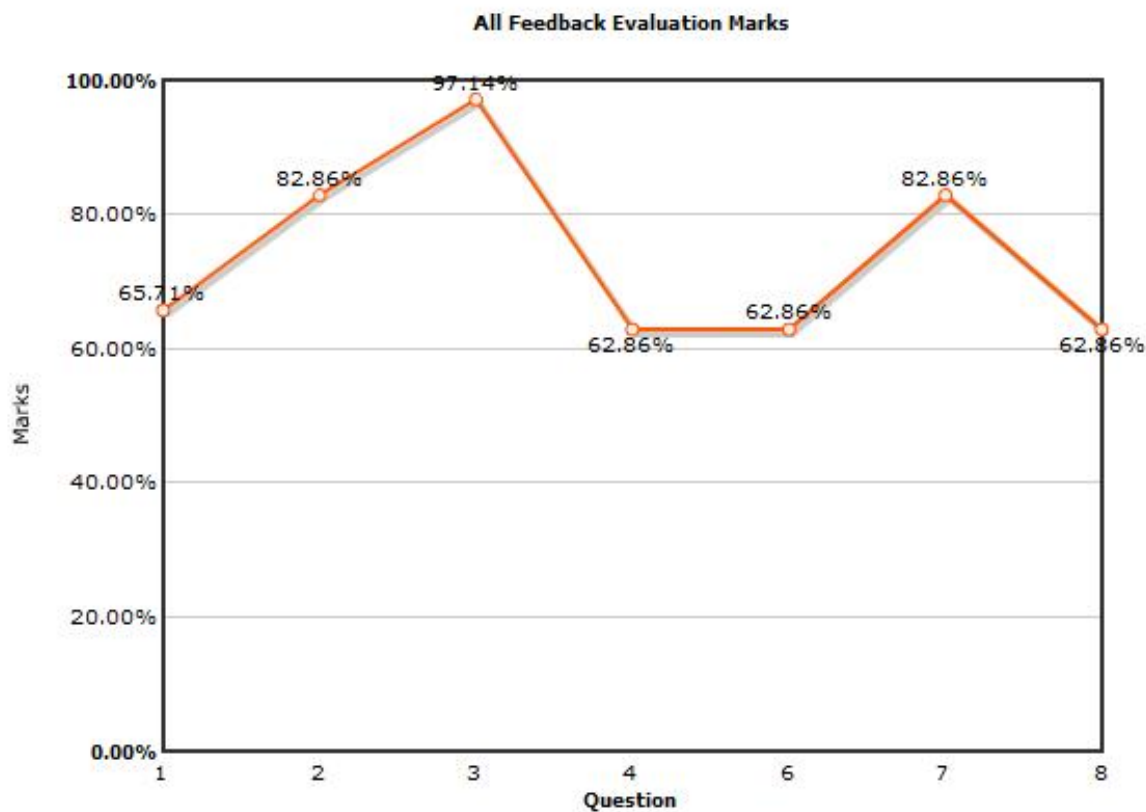
Sl.No	Question	No of Students Evaluating	Evaluated out of	Evaluation Marks	Average Marks	Percentage
1	Over-all experience about the teaching-learning process in the college	45	45 * 5 = 225	139	3.09	61.78
2	Library facilities available in the college	45	45 * 5 = 225	158	3.51	70.22
3	Infrastructural facilities offered by the college	45	45 * 5 = 225	142	3.16	63.11
4	Experience with the office and support staff	45	45 * 5 = 225	137	3.04	60.89
6	Quality of the course curriculum : General / Ancillary	45	45 * 5 = 225	134	2.98	59.56
7	Co-curricular and extra-curricular activities	45	45 * 5 = 225	168	3.73	74.67
8	Level of fulfillment of your expectations during the last three years	45	45 * 5 = 225	113	2.51	50.22



ST. XAVIER'S COLLEGE (AUTONOMOUS) , KOLKATA

Feedback Analysis for the Department : MPHY of Session : 2023-2024

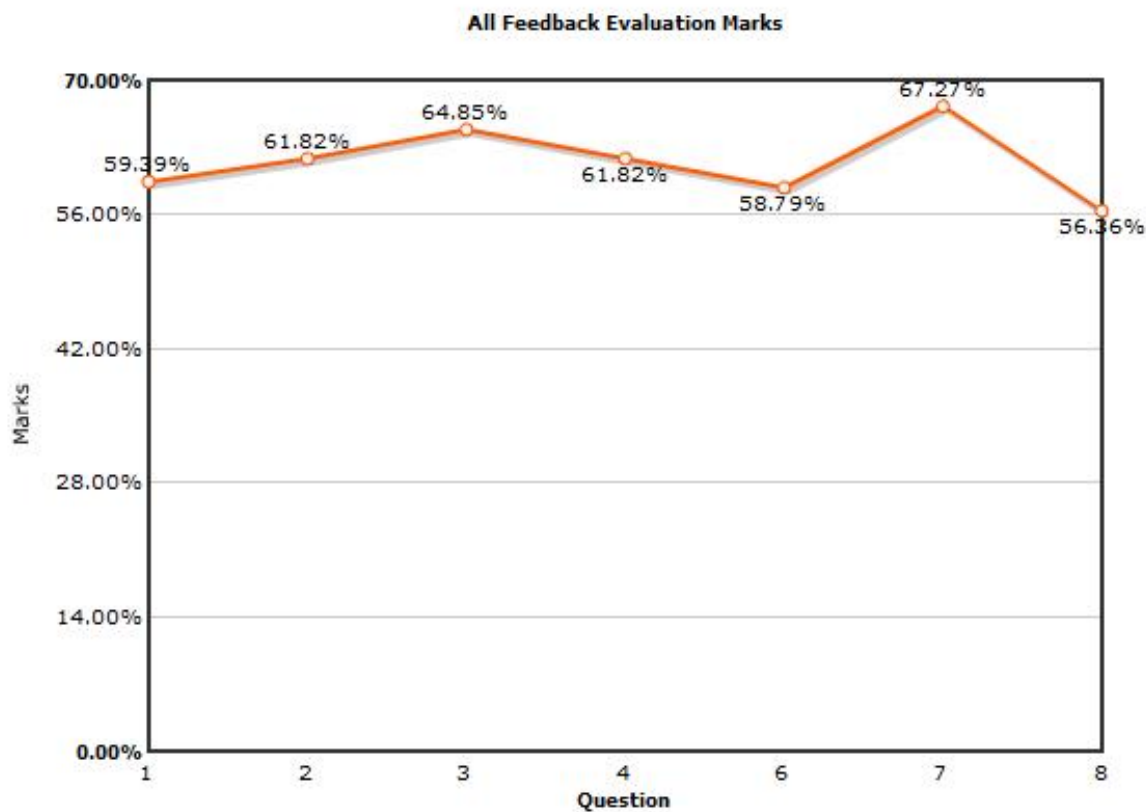
Sl.No	Question	No of Students Evaluating	Evaluated out of	Evaluation Marks	Average Marks	Percentage
1	Over-all experience about the teaching-learning process in the college	7	7 * 5 = 35	23	3.29	65.71
2	Library facilities available in the college	7	7 * 5 = 35	29	4.14	82.86
3	Infrastructural facilities offered by the college	7	7 * 5 = 35	34	4.86	97.14
4	Experience with the office and support staff	7	7 * 5 = 35	22	3.14	62.86
6	Quality of the course curriculum : General / Ancillary	7	7 * 5 = 35	22	3.14	62.86
7	Co-curricular and extra-curricular activities	7	7 * 5 = 35	29	4.14	82.86
8	Level of fulfillment of your expectations during the last three years	7	7 * 5 = 35	22	3.14	62.86



ST. XAVIER'S COLLEGE (AUTONOMOUS) , KOLKATA

Feedback Analysis for the Department : MPLS of Session : 2023-2024

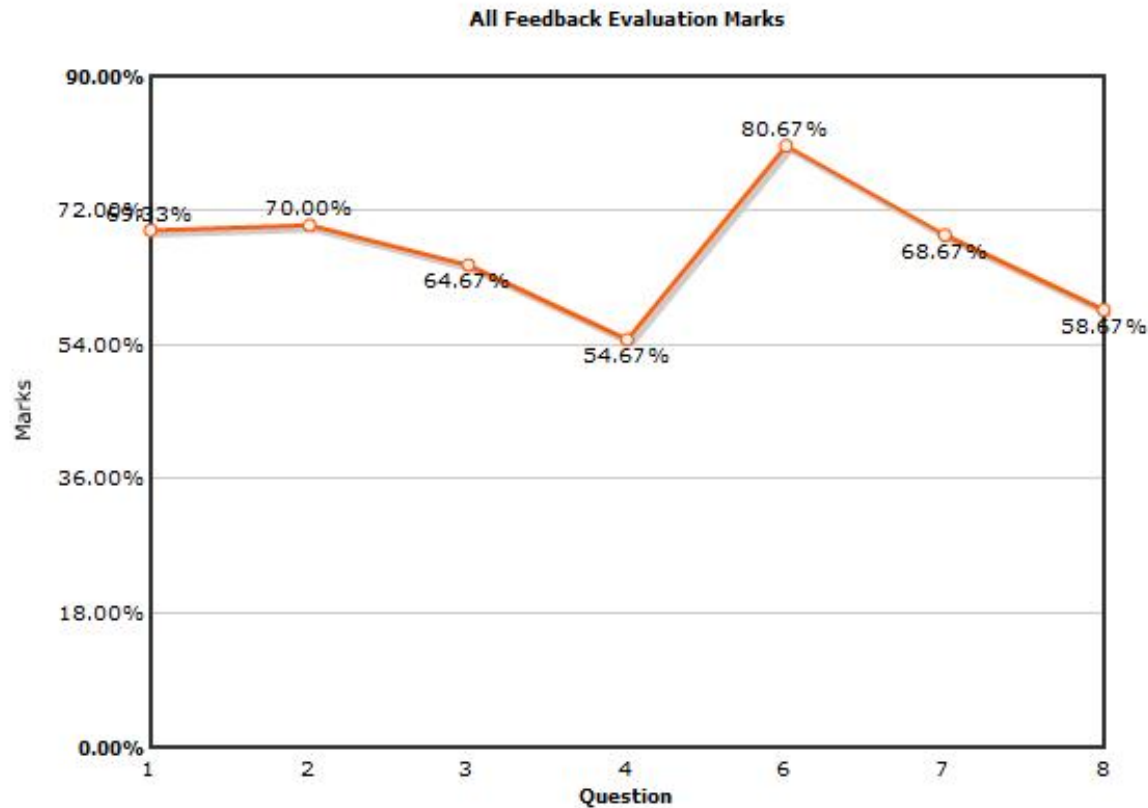
Sl.No	Question	No of Students Evaluating	Evaluated out of	Evaluation Marks	Average Marks	Percentage
1	Over-all experience about the teaching-learning process in the college	33	33 * 5 = 165	98	2.97	59.39
2	Library facilities available in the college	33	33 * 5 = 165	102	3.09	61.82
3	Infrastructural facilities offered by the college	33	33 * 5 = 165	107	3.24	64.85
4	Experience with the office and support staff	33	33 * 5 = 165	102	3.09	61.82
6	Quality of the course curriculum : General / Ancillary	33	33 * 5 = 165	97	2.94	58.79
7	Co-curricular and extra-curricular activities	33	33 * 5 = 165	111	3.36	67.27
8	Level of fulfillment of your expectations during the last three years	33	33 * 5 = 165	93	2.82	56.36



ST. XAVIER'S COLLEGE (AUTONOMOUS) , KOLKATA

Feedback Analysis for the Department : MSOC of Session : 2023-2024

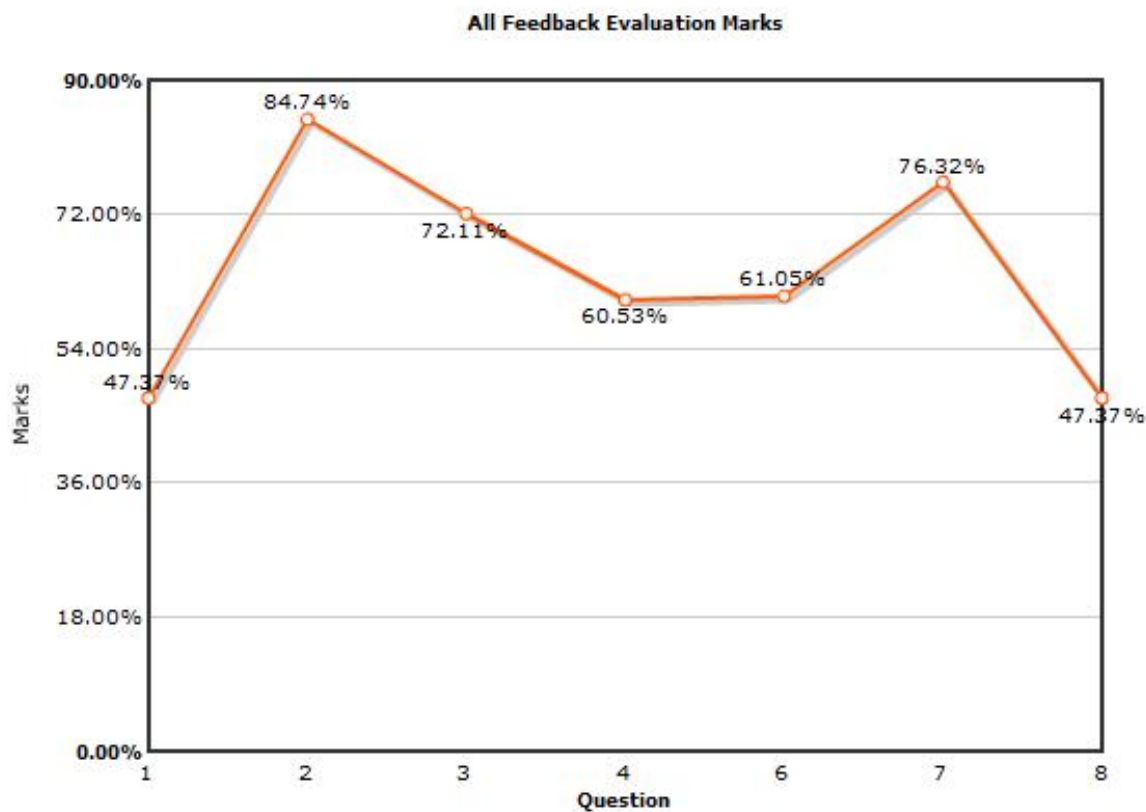
Sl.No	Question	No of Students Evaluating	Evaluated out of	Evaluation Marks	Average Marks	Percentage
1	Over-all experience about the teaching-learning process in the college	30	30 * 5 = 150	104	3.47	69.33
2	Library facilities available in the college	30	30 * 5 = 150	105	3.5	70
3	Infrastructural facilities offered by the college	30	30 * 5 = 150	97	3.23	64.67
4	Experience with the office and support staff	30	30 * 5 = 150	82	2.73	54.67
6	Quality of the course curriculum : General / Ancillary	30	30 * 5 = 150	121	4.03	80.67
7	Co-curricular and extra-curricular activities	30	30 * 5 = 150	103	3.43	68.67
8	Level of fulfillment of your expectations during the last three years	30	30 * 5 = 150	88	2.93	58.67



ST. XAVIER'S COLLEGE (AUTONOMOUS) , KOLKATA

Feedback Analysis for the Department : MTMA of Session : 2023-2024

Sl.No	Question	No of Students Evaluating	Evaluated out of	Evaluation Marks	Average Marks	Percentage
1	Over-all experience about the teaching-learning process in the college	38	38 * 5 = 190	90	2.37	47.37
2	Library facilities available in the college	38	38 * 5 = 190	161	4.24	84.74
3	Infrastructural facilities offered by the college	38	38 * 5 = 190	137	3.61	72.11
4	Experience with the office and support staff	38	38 * 5 = 190	115	3.03	60.53
6	Quality of the course curriculum : General / Ancillary	38	38 * 5 = 190	116	3.05	61.05
7	Co-curricular and extra-curricular activities	38	38 * 5 = 190	145	3.82	76.32
8	Level of fulfillment of your expectations during the last three years	38	38 * 5 = 190	90	2.37	47.37

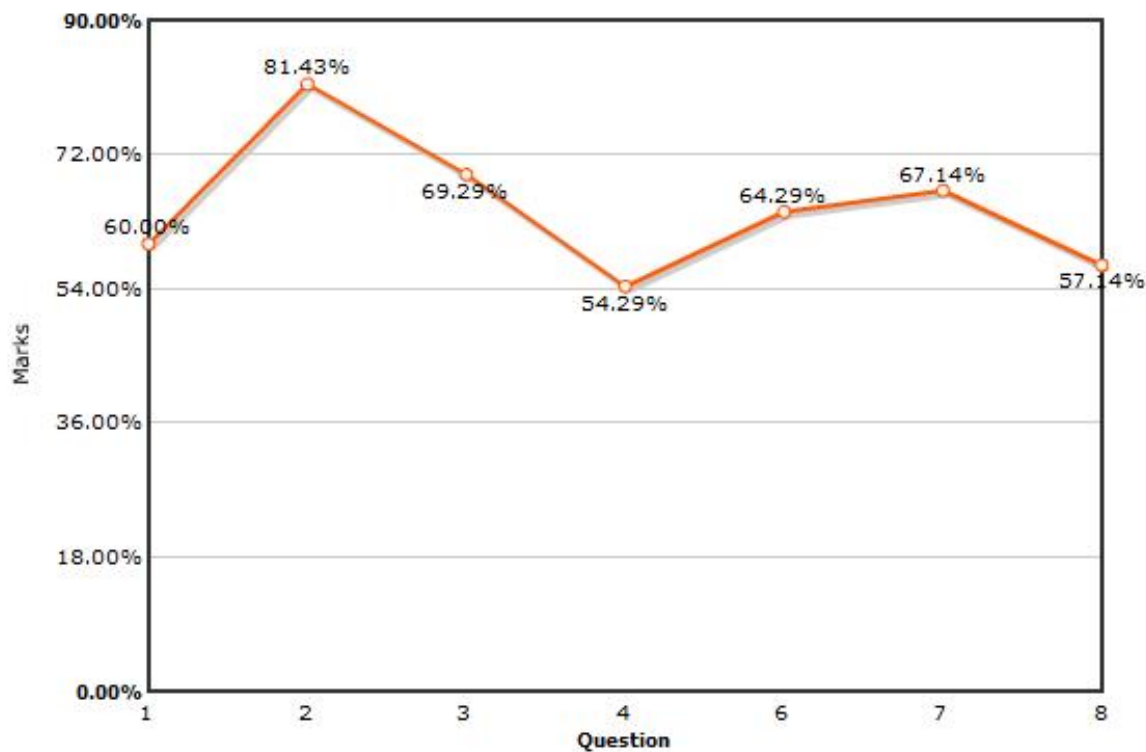


ST. XAVIER'S COLLEGE (AUTONOMOUS) , KOLKATA

Feedback Analysis for the Department : PHSA of Session : 2023-2024

Sl.No	Question	No of Students Evaluating	Evaluated out of	Evaluation Marks	Average Marks	Percentage
1	Over-all experience about the teaching-learning process in the college	28	28 * 5 = 140	84	3	60
2	Library facilities available in the college	28	28 * 5 = 140	114	4.07	81.43
3	Infrastructural facilities offered by the college	28	28 * 5 = 140	97	3.46	69.29
4	Experience with the office and support staff	28	28 * 5 = 140	76	2.71	54.29
6	Quality of the course curriculum : General / Ancillary	28	28 * 5 = 140	90	3.21	64.29
7	Co-curricular and extra-curricular activities	28	28 * 5 = 140	94	3.36	67.14
8	Level of fulfillment of your expectations during the last three years	28	28 * 5 = 140	80	2.86	57.14

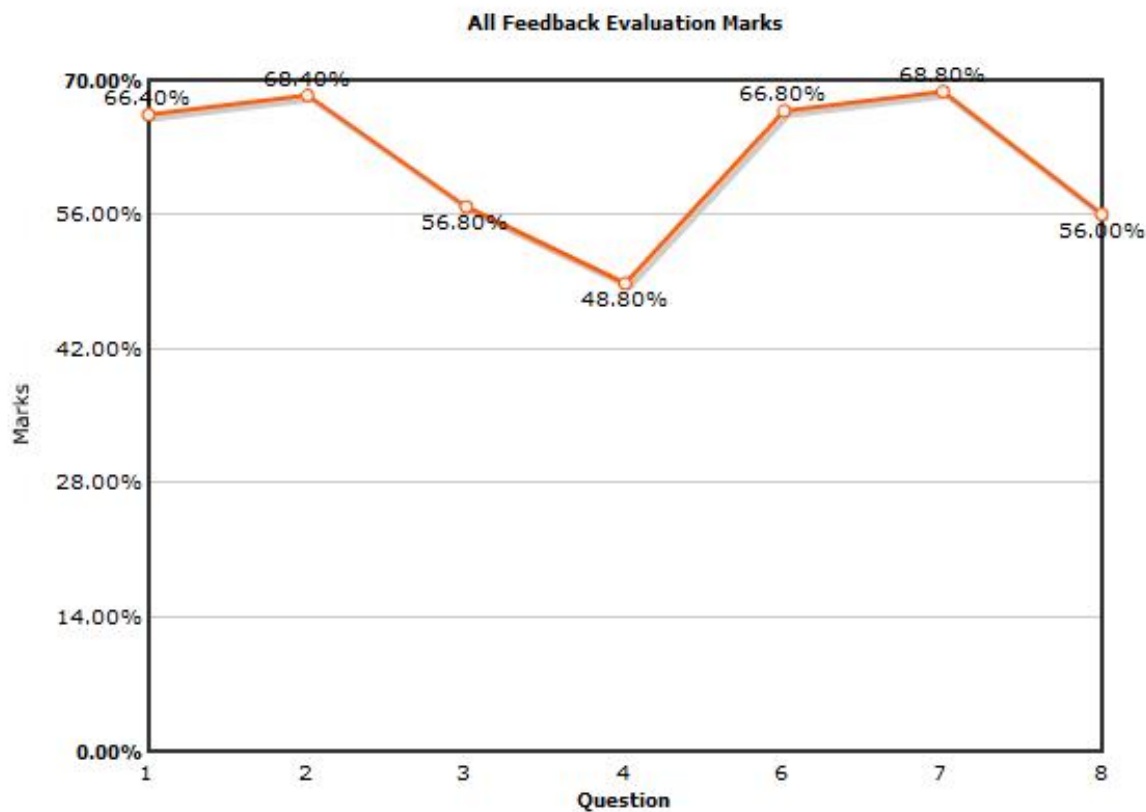
All Feedback Evaluation Marks



ST. XAVIER'S COLLEGE (AUTONOMOUS) , KOLKATA

Feedback Analysis for the Department : PLSA of Session : 2023-2024

Sl.No	Question	No of Students Evaluating	Evaluated out of	Evaluation Marks	Average Marks	Percentage
1	Over-all experience about the teaching-learning process in the college	50	50 * 5 = 250	166	3.32	66.4
2	Library facilities available in the college	50	50 * 5 = 250	171	3.42	68.4
3	Infrastructural facilities offered by the college	50	50 * 5 = 250	142	2.84	56.8
4	Experience with the office and support staff	50	50 * 5 = 250	122	2.44	48.8
6	Quality of the course curriculum : General / Ancillary	50	50 * 5 = 250	167	3.34	66.8
7	Co-curricular and extra-curricular activities	50	50 * 5 = 250	172	3.44	68.8
8	Level of fulfillment of your expectations during the last three years	50	50 * 5 = 250	140	2.8	56

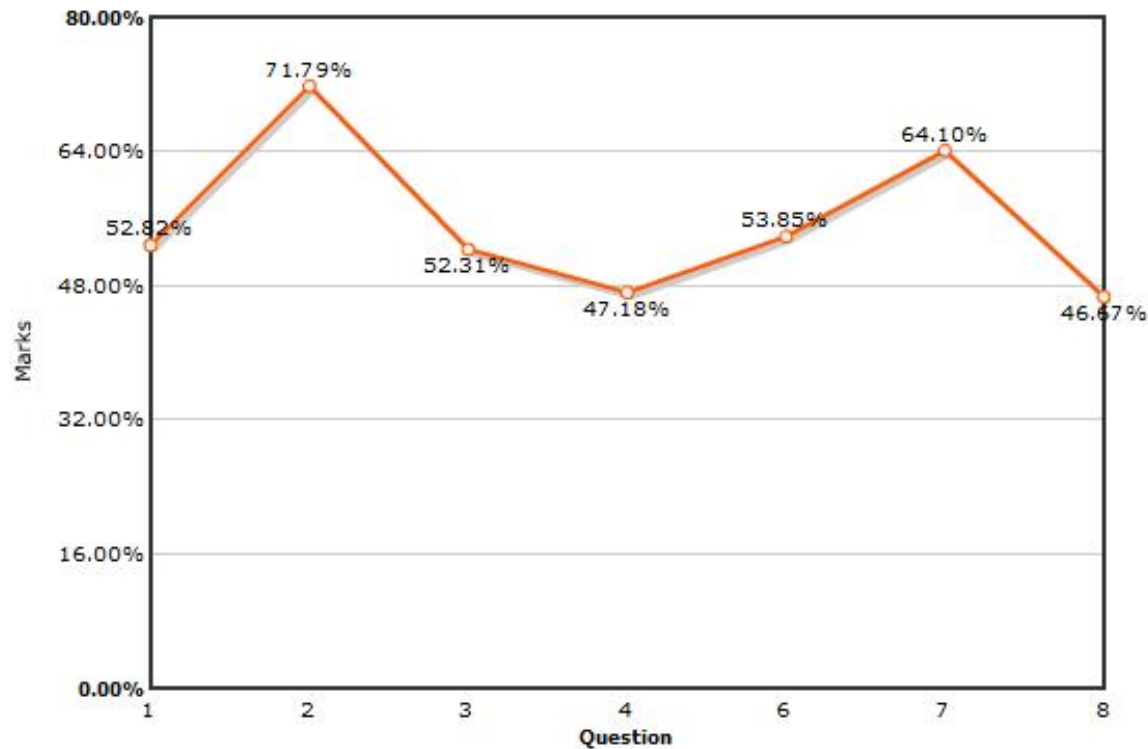


ST. XAVIER'S COLLEGE (AUTONOMOUS) , KOLKATA

Feedback Analysis for the Department : SOCA of Session : 2023-2024

Sl.No	Question	No of Students Evaluating	Evaluated out of	Evaluation Marks	Average Marks	Percentage
1	Over-all experience about the teaching-learning process in the college	39	39 * 5 = 195	103	2.64	52.82
2	Library facilities available in the college	39	39 * 5 = 195	140	3.59	71.79
3	Infrastructural facilities offered by the college	39	39 * 5 = 195	102	2.62	52.31
4	Experience with the office and support staff	39	39 * 5 = 195	92	2.36	47.18
6	Quality of the course curriculum : General / Ancillary	39	39 * 5 = 195	105	2.69	53.85
7	Co-curricular and extra-curricular activities	39	39 * 5 = 195	125	3.21	64.1
8	Level of fulfillment of your expectations during the last three years	39	39 * 5 = 195	91	2.33	46.67

All Feedback Evaluation Marks



ST. XAVIER'S COLLEGE (AUTONOMOUS) , KOLKATA

Feedback Analysis for the Department : STSA of Session : 2023-2024

Sl.No	Question	No of Students Evaluating	Evaluated out of	Evaluation Marks	Average Marks	Percentage
1	Over-all experience about the teaching-learning process in the college	58	58 * 5 = 290	181	3.12	62.41
2	Library facilities available in the college	58	58 * 5 = 290	242	4.17	83.45
3	Infrastructural facilities offered by the college	58	58 * 5 = 290	196	3.38	67.59
4	Experience with the office and support staff	58	58 * 5 = 290	174	3	60
6	Quality of the course curriculum : General / Ancillary	58	58 * 5 = 290	183	3.16	63.1
7	Co-curricular and extra-curricular activities	58	58 * 5 = 290	206	3.55	71.03
8	Level of fulfillment of your expectations during the last three years	58	58 * 5 = 290	167	2.88	57.59

Retrieving Data. Please Wait