

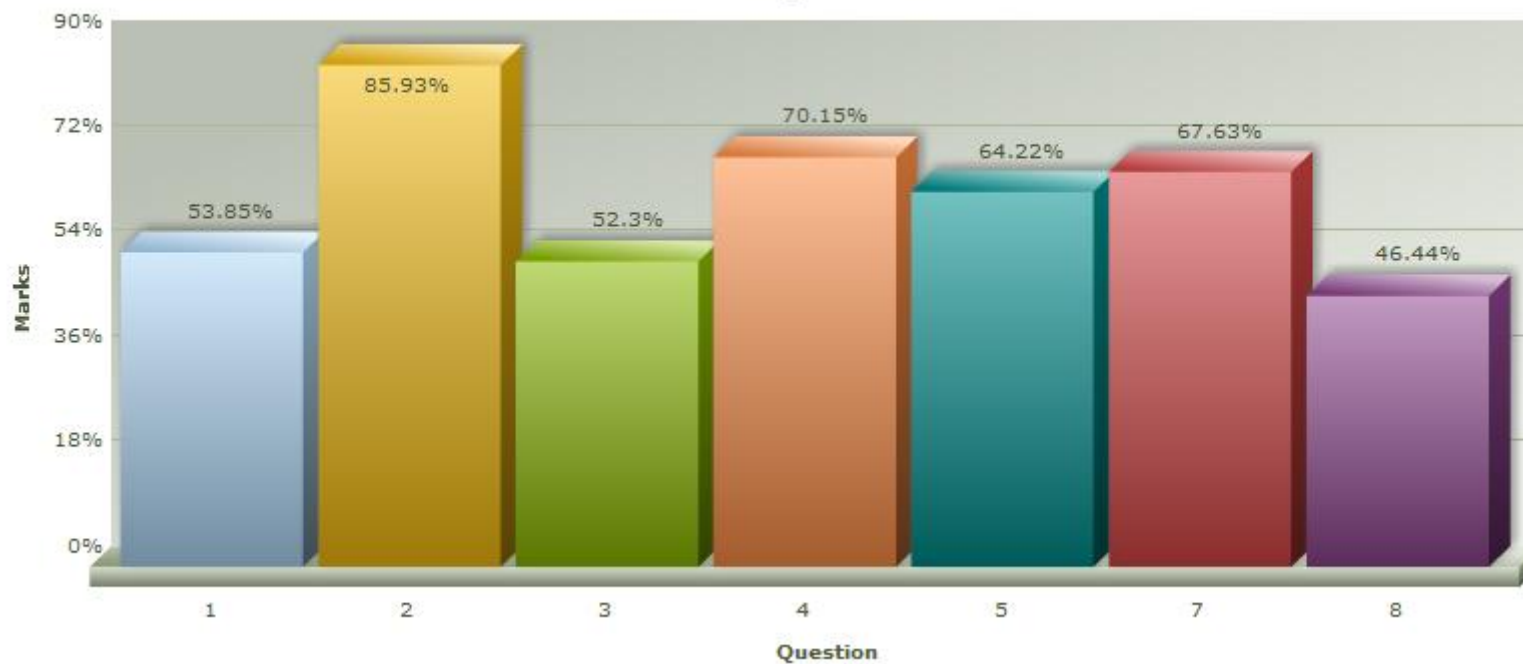
# ST. XAVIER'S COLLEGE [AUTONOMOUS] , KOLKATA

## 2nd Year Feedback Analysis for the Department : CMEA of Session : 2018-2019

Sl.No	Question	No of Students Evaluating	Evaluated out of	Evaluation Marks	Average Marks	Percentage
1	Over-all experience about the teaching-learning pr	270	270 * 5 = 1350	727	2.69	53.85
2	Library facilities available in the college	270	270 * 5 = 1350	1160	4.3	85.93
3	Infrastructural facilities offered by the college	270	270 * 5 = 1350	706	2.61	52.3
4	Experience with the office and support staff	270	270 * 5 = 1350	947	3.51	70.15
5	Quality of the course curriculum : Honours	270	270 * 5 = 1350	867	3.21	64.22
7	Co-curricular and extra-curricular activities	270	270 * 5 = 1350	913	3.38	67.63
8	Level of fulfillment of your expectations during t	270	270 * 5 = 1350	627	2.32	46.44

FusionCharts v3.2 Evaluation

All Feedback Evaluation Marks  
For the Department : CMEA



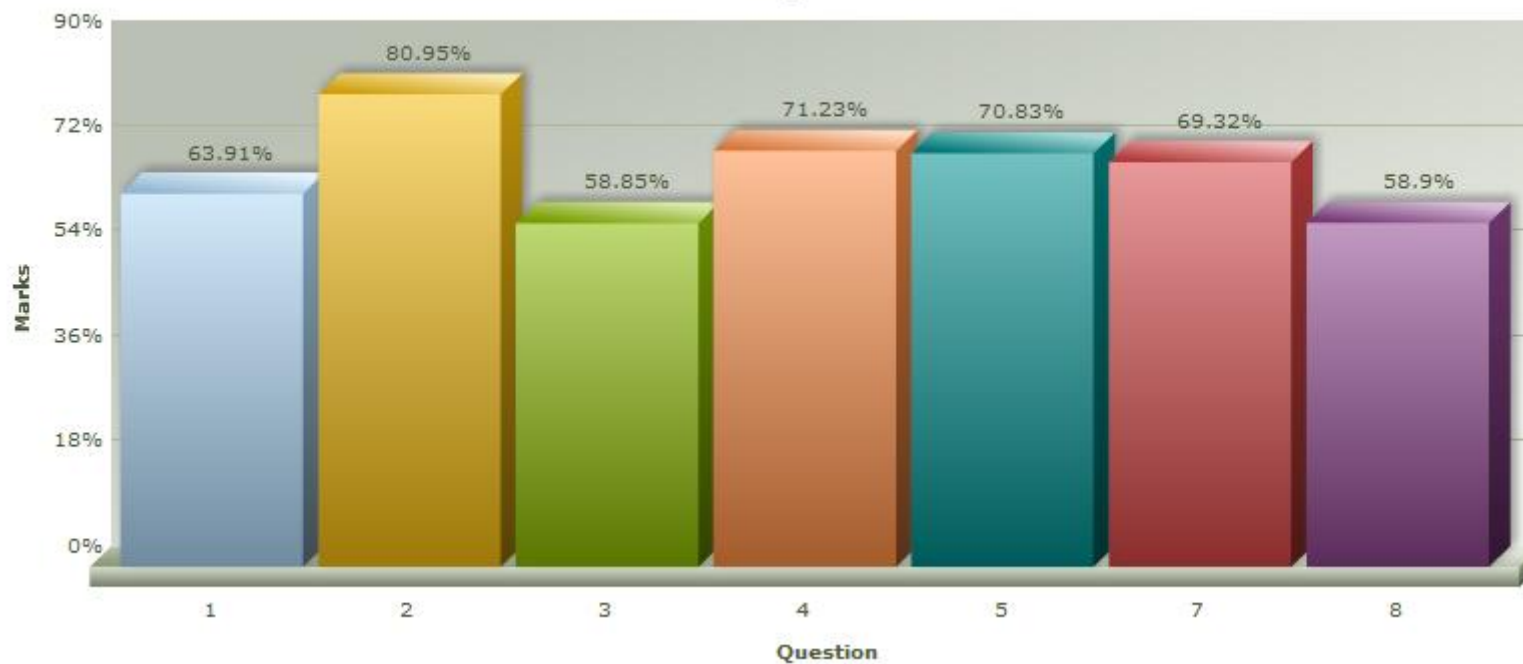
# ST. XAVIER'S COLLEGE [AUTONOMOUS] , KOLKATA

## 3rd Year Feedback Analysis for the Department : CMEA of Session : 2018-2019

Sl.No	Question	No of Students Evaluating	Evaluated out of	Evaluation Marks	Average Marks	Percentage
1	Over-all experience about the teaching-learning process in the college	399	399 * 5 = 1995	1275	3.2	63.91
2	Library facilities available in the college	399	399 * 5 = 1995	1615	4.05	80.95
3	Infrastructural facilities offered by the college	399	399 * 5 = 1995	1174	2.94	58.85
4	Experience with the office and support staff	399	399 * 5 = 1995	1421	3.56	71.23
5	Quality of the course curriculum : Honours	399	399 * 5 = 1995	1413	3.54	70.83
7	Co-curricular and extra-curricular activities	399	399 * 5 = 1995	1383	3.47	69.32
8	Level of fulfillment of your expectations during the last three years	399	399 * 5 = 1995	1175	2.94	58.9

FusionCharts v3.2 Evaluation

All Feedback Evaluation Marks  
For the Department : CMEA



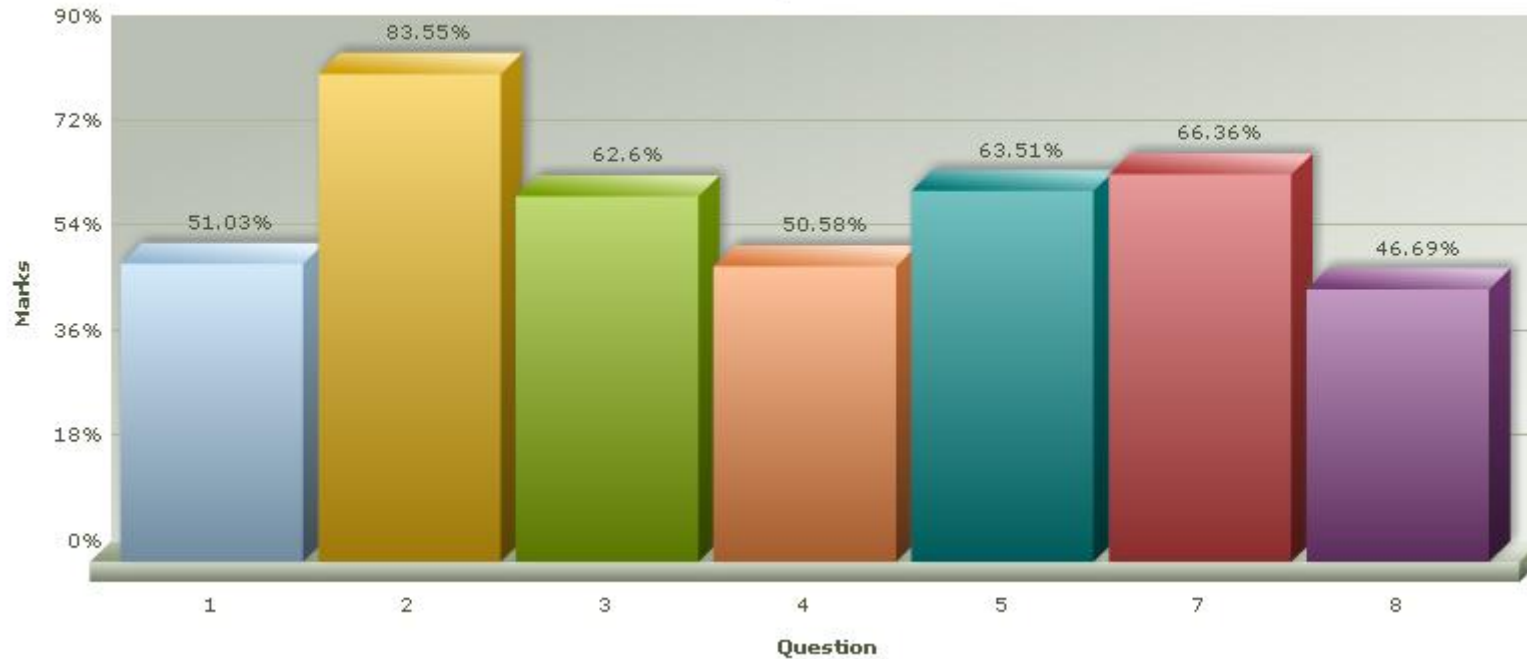
# ST. XAVIER'S COLLEGE [AUTONOMOUS] , KOLKATA

## 2nd Year Feedback Analysis for the Department : COMA of Session : 2018-2019

Sl.No	Question	No of Students Evaluating	Evaluated out of	Evaluation Marks	Average Marks	Percentage
1	Over-all experience about the teaching-learning process in the college	484	484 * 5 = 2420	1235	2.55	51.03
2	Library facilities available in the college	484	484 * 5 = 2420	2022	4.18	83.55
3	Infrastructural facilities offered by the college	484	484 * 5 = 2420	1515	3.13	62.6
4	Experience with the office and support staff	484	484 * 5 = 2420	1224	2.53	50.58
5	Quality of the course curriculum : Honours	484	484 * 5 = 2420	1537	3.18	63.51
7	Co-curricular and extra-curricular activities	484	484 * 5 = 2420	1606	3.32	66.36
8	Level of fulfillment of your expectations during the last three years	484	484 * 5 = 2420	1130	2.33	46.69

FusionCharts v3.2 Evaluation

All Feedback Evaluation Marks  
For the Department : COMA



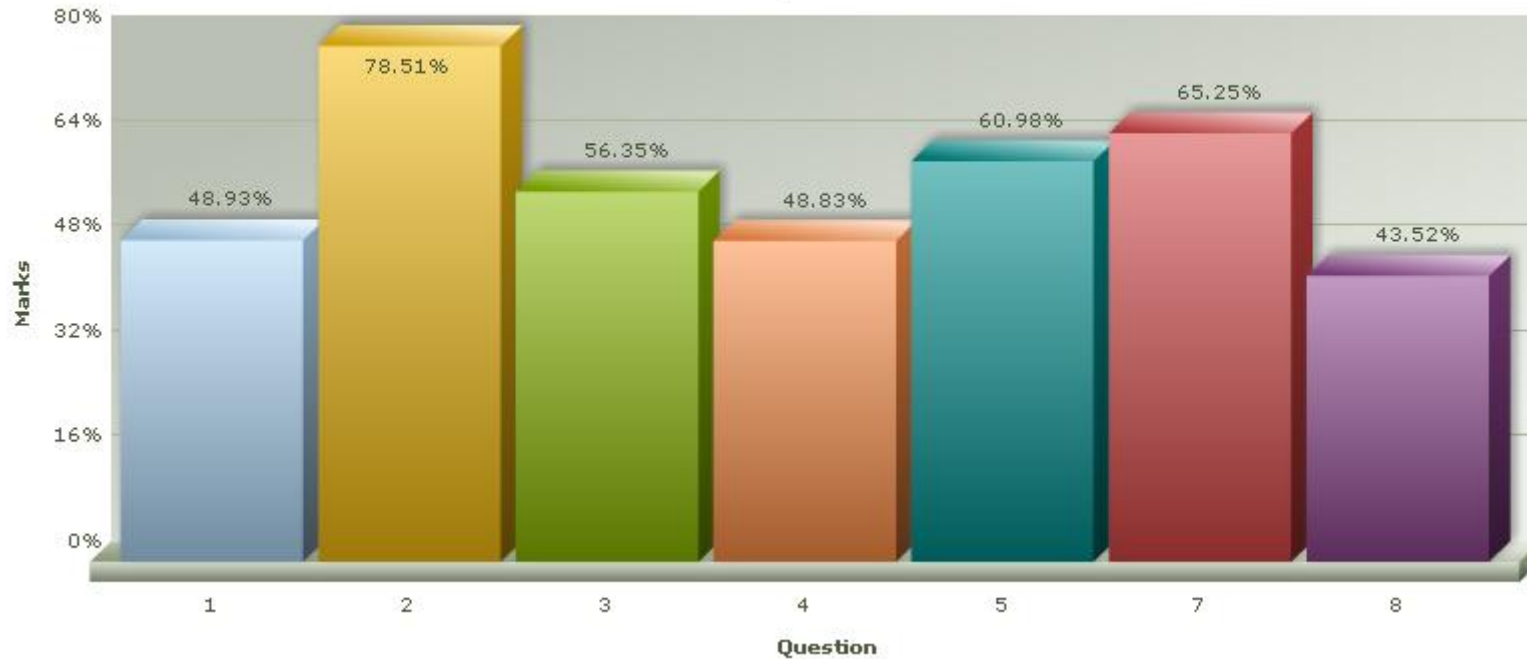
# ST. XAVIER'S COLLEGE [AUTONOMOUS] , KOLKATA

## 3rd Year Feedback Analysis for the Department : COMA of Session : 2018-2019

Sl.No	Question	No of Students Evaluating	Evaluated out of	Evaluation Marks	Average Marks	Percentage
1	Over-all experience about the teaching-learning process in the college	591	591 * 5 = 2955	1446	2.45	48.93
2	Library facilities available in the college	591	591 * 5 = 2955	2320	3.93	78.51
3	Infrastructural facilities offered by the college	591	591 * 5 = 2955	1665	2.82	56.35
4	Experience with the office and support staff	591	591 * 5 = 2955	1443	2.44	48.83
5	Quality of the course curriculum : Honours	591	591 * 5 = 2955	1802	3.05	60.98
7	Co-curricular and extra-curricular activities	591	591 * 5 = 2955	1928	3.26	65.25
8	Level of fulfillment of your expectations during the last three years	591	591 * 5 = 2955	1286	2.18	43.52

FusionCharts v3.2 Evaluation

All Feedback Evaluation Marks  
For the Department : COMA



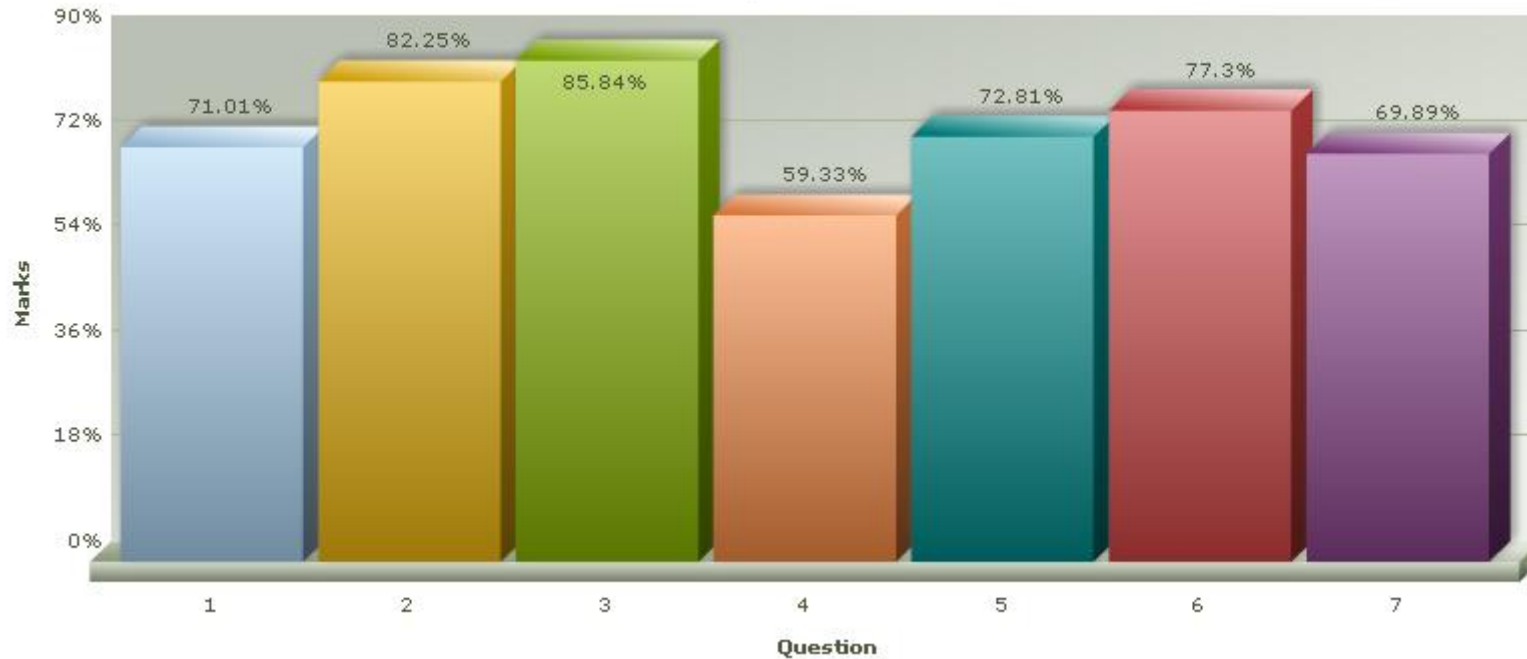
# ST. XAVIER'S COLLEGE [AUTONOMOUS] , KOLKATA

## 1st Year Feedback Analysis for the Department : EDUCATION of Session : 2018-2019

Sl.No	Question	No of Students Evaluating	Evaluated out of	Evaluation Marks	Average Marks	Percentage
1	Overa-all experience about the teaching-learning process in the college	89	89 * 5 = 445	316	3.55	71.01
2	Library facilities available in the college	89	89 * 5 = 445	366	4.11	82.25
3	Infrastructural facilities offered by the college	89	89 * 5 = 445	382	4.29	85.84
4	Experience with the office and support staff	89	89 * 5 = 445	264	2.97	59.33
5	Quality of the course curriculum	89	89 * 5 = 445	324	3.64	72.81
6	Co-curricular and extra-curricular activities	89	89 * 5 = 445	344	3.87	77.3
7	Level of fulfillment of your expectations during the last one years	89	89 * 5 = 445	311	3.49	69.89

FusionCharts v3.2 Evaluation

All Feedback Evaluation Marks  
For the Department : EDUCATION



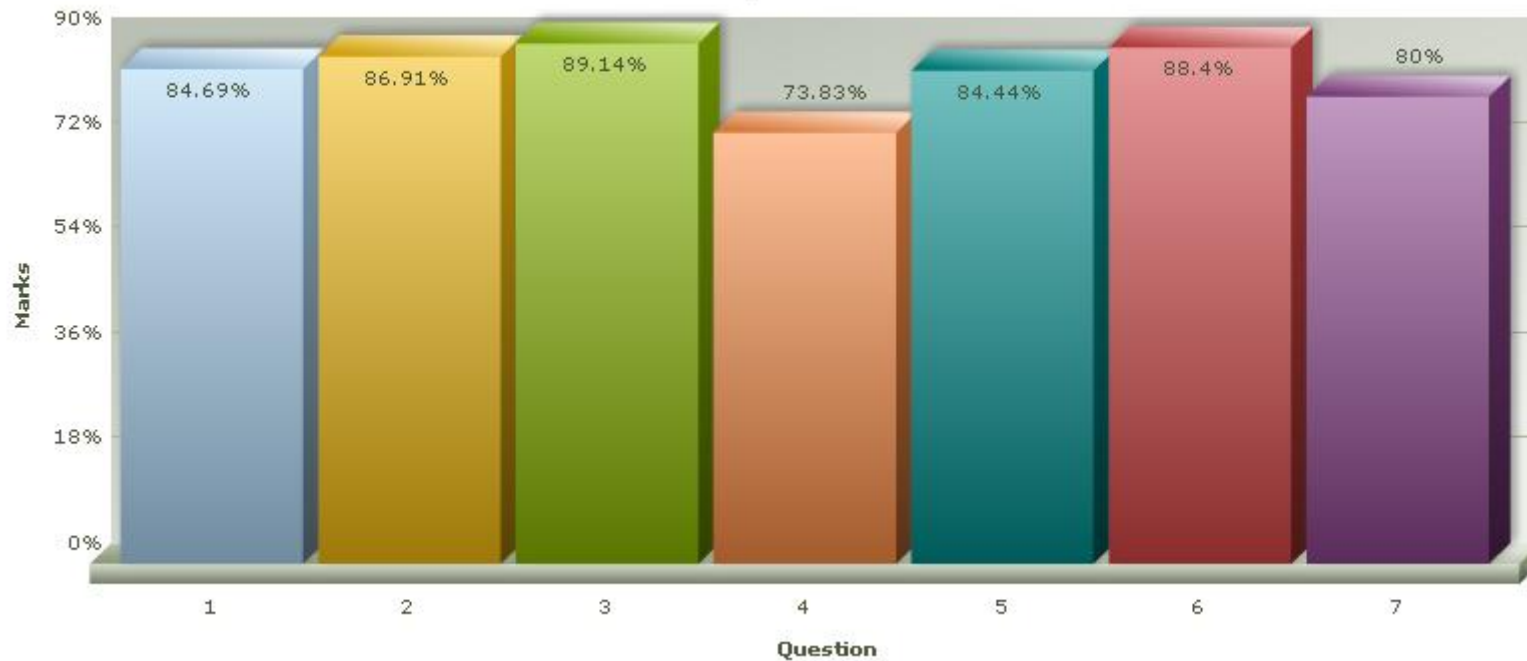
# ST. XAVIER'S COLLEGE [AUTONOMOUS] , KOLKATA

## 2nd Year Feedback Analysis for the Department : EDUCATION of Session : 2018-2019

Sl.No	Question	No of Students Evaluating	Evaluated out of	Evaluation Marks	Average Marks	Percentage
1	Overa-all experience about the teaching-learning process in the college	81	81 * 5 = 405	343	4.23	84.69
2	Library facilities available in the college	81	81 * 5 = 405	352	4.35	86.91
3	Infrastructural facilities offered by the college	81	81 * 5 = 405	361	4.46	89.14
4	Experience with the office and support staff	81	81 * 5 = 405	299	3.69	73.83
5	Quality of the course curriculum	81	81 * 5 = 405	342	4.22	84.44
6	Co-curricular and extra-curricular activities	81	81 * 5 = 405	358	4.42	88.4
7	Level of fulfillment of your expectations during the last one years	81	81 * 5 = 405	324	4	80

FusionCharts v3.2 Evaluation

All Feedback Evaluation Marks  
For the Department : EUDCATION



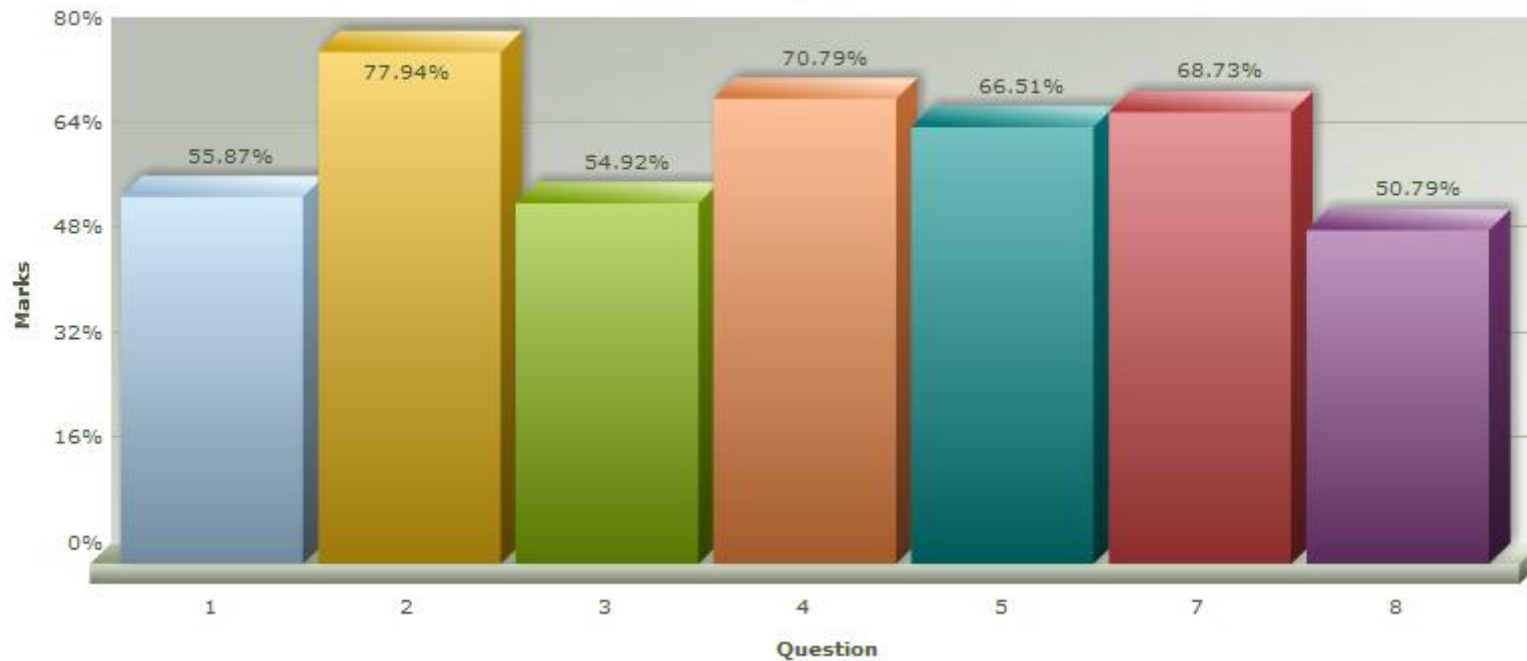
# ST. XAVIER'S COLLEGE [AUTONOMOUS] , KOLKATA

## 2nd Year Feedback Analysis for the Department : BMS of Session : 2018-2019

Sl.No	Question	No of Students Evaluating	Evaluated out of	Evaluation Marks	Average Marks	Percentage
1	Over-all experience about the teaching-learning process in the college	126	126 * 5 = 630	352	2.79	55.87
2	Library facilities available in the college	126	126 * 5 = 630	491	3.9	77.94
3	Infrastructural facilities offered by the college	126	126 * 5 = 630	346	2.75	54.92
4	Experience with the office and support staff	126	126 * 5 = 630	446	3.54	70.79
5	Quality of the course curriculum : Honours	126	126 * 5 = 630	419	3.33	66.51
7	Co-curricular and extra-curricular activities	126	126 * 5 = 630	433	3.44	68.73
8	Level of fulfillment of your expectations during the last three years	126	126 * 5 = 630	320	2.54	50.79

FusionCharts v3.2 Evaluation

All Feedback Evaluation Marks  
For the Department : BMS



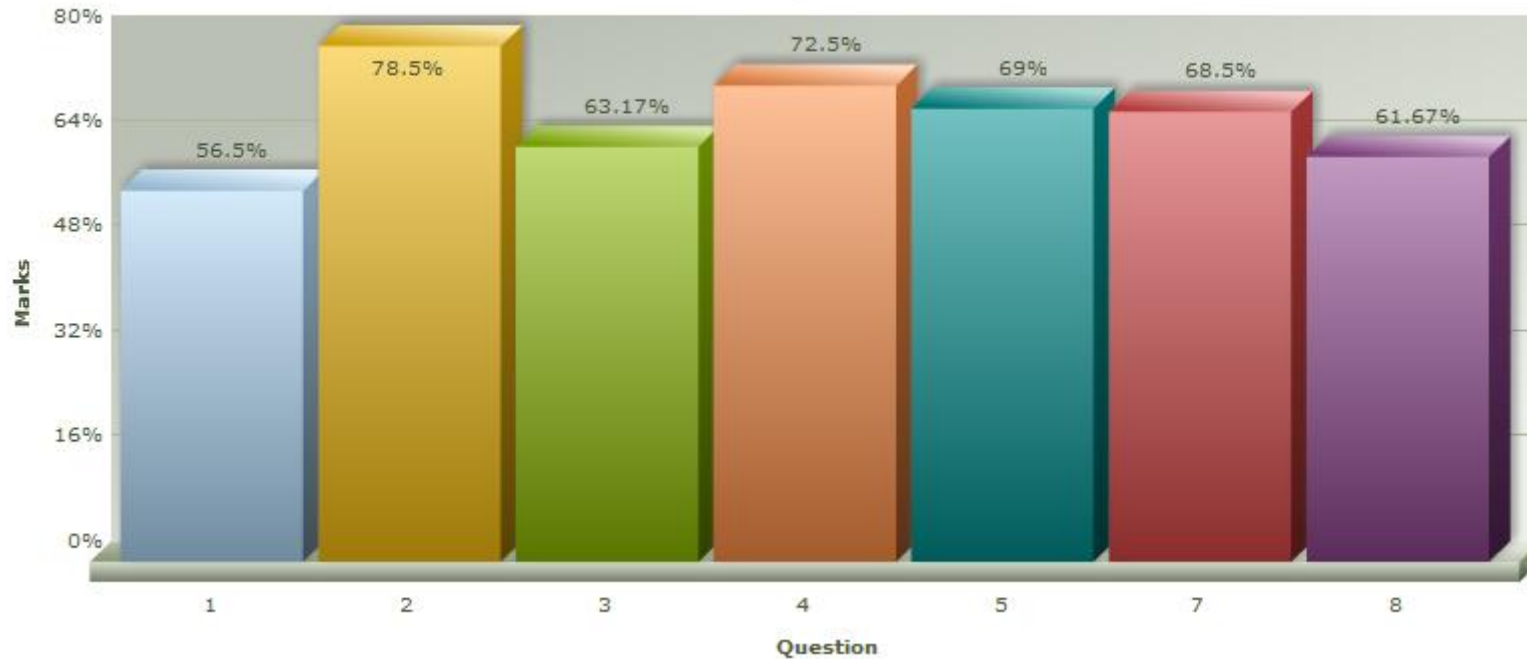
# ST. XAVIER'S COLLEGE [AUTONOMOUS] , KOLKATA

## 3rd Year Feedback Analysis for the Department : BMS of Session : 2018-2019

Sl.No	Question	No of Students Evaluating	Evaluated out of	Evaluation Marks	Average Marks	Percentage
1	Over-all experience about the teaching-learning process in the college	120	120 * 5 = 600	339	2.82	56.5
2	Library facilities available in the college	120	120 * 5 = 600	471	3.92	78.5
3	Infrastructural facilities offered by the college	120	120 * 5 = 600	379	3.16	63.17
4	Experience with the office and support staff	120	120 * 5 = 600	435	3.62	72.5
5	Quality of the course curriculum : Honours	120	120 * 5 = 600	414	3.45	69
7	Co-curricular and extra-curricular activities	120	120 * 5 = 600	411	3.42	68.5
8	Level of fulfillment of your expectations during the last three years	120	120 * 5 = 600	370	3.08	61.67

FusionCharts v3.2 Evaluation

All Feedback Evaluation Marks  
For the Department : BMS





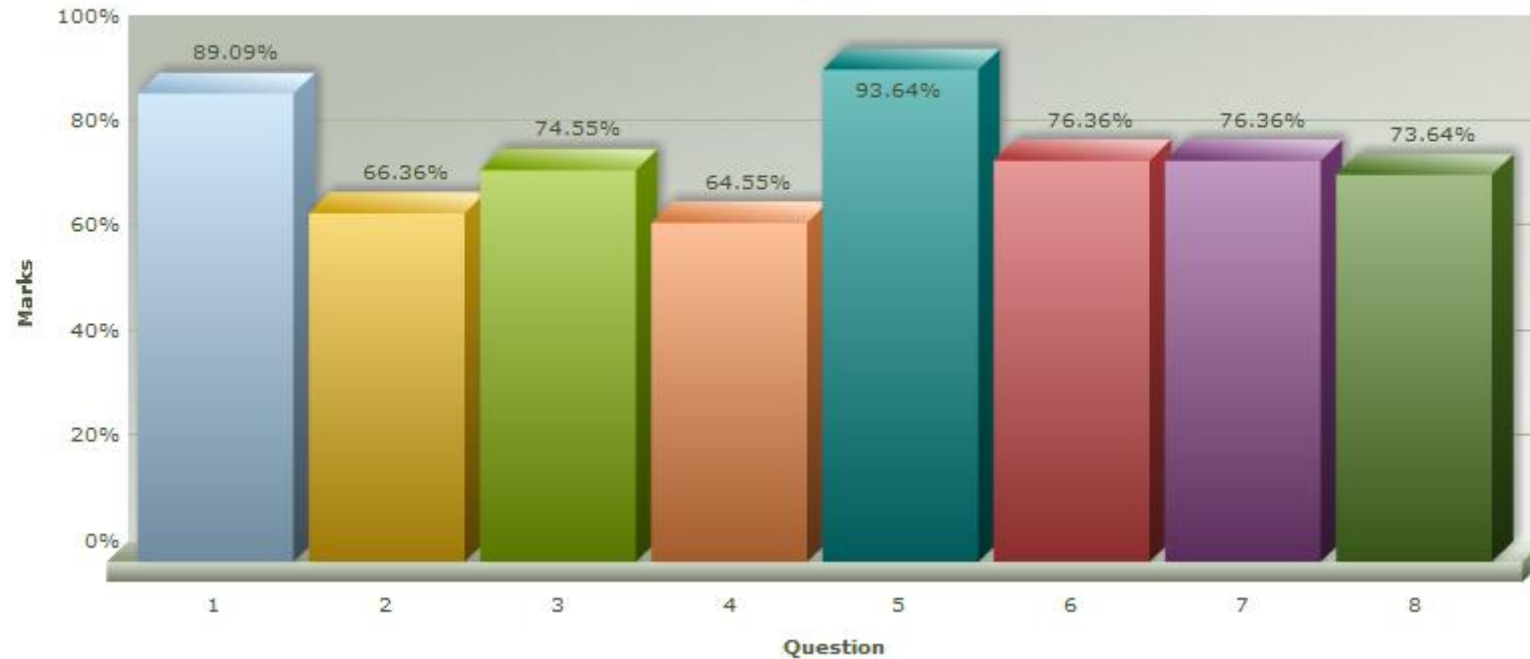
# ST. XAVIER'S COLLEGE [AUTONOMOUS] , KOLKATA

## 3rd Year Feedback Analysis for the Department : BNGA of Session : 2018-2019

Sl.No	Question	No of Students Evaluating	Evaluated out of	Evaluation Marks	Average Marks	Percentage
1	Over-all experience about the teaching-learning process in the college	22	22 * 5 = 110	98	4.45	89.09
2	Library facilities available in the college	22	22 * 5 = 110	73	3.32	66.36
3	Infrastructural facilities offered by the college	22	22 * 5 = 110	82	3.73	74.55
4	Experience with the office and support staff	22	22 * 5 = 110	71	3.23	64.55
5	Quality of the course curriculum : Honours	22	22 * 5 = 110	103	4.68	93.64
6	Quality of the course curriculum : General / Ancillary	22	22 * 5 = 110	84	3.82	76.36
7	Co-curricular and extra-curricular activities	22	22 * 5 = 110	84	3.82	76.36
8	Level of fulfillment of your expectations during the last three years	22	22 * 5 = 110	81	3.68	73.64

FusionCharts v3.2 Evaluation

All Feedback Evaluation Marks  
For the Department : BNGA



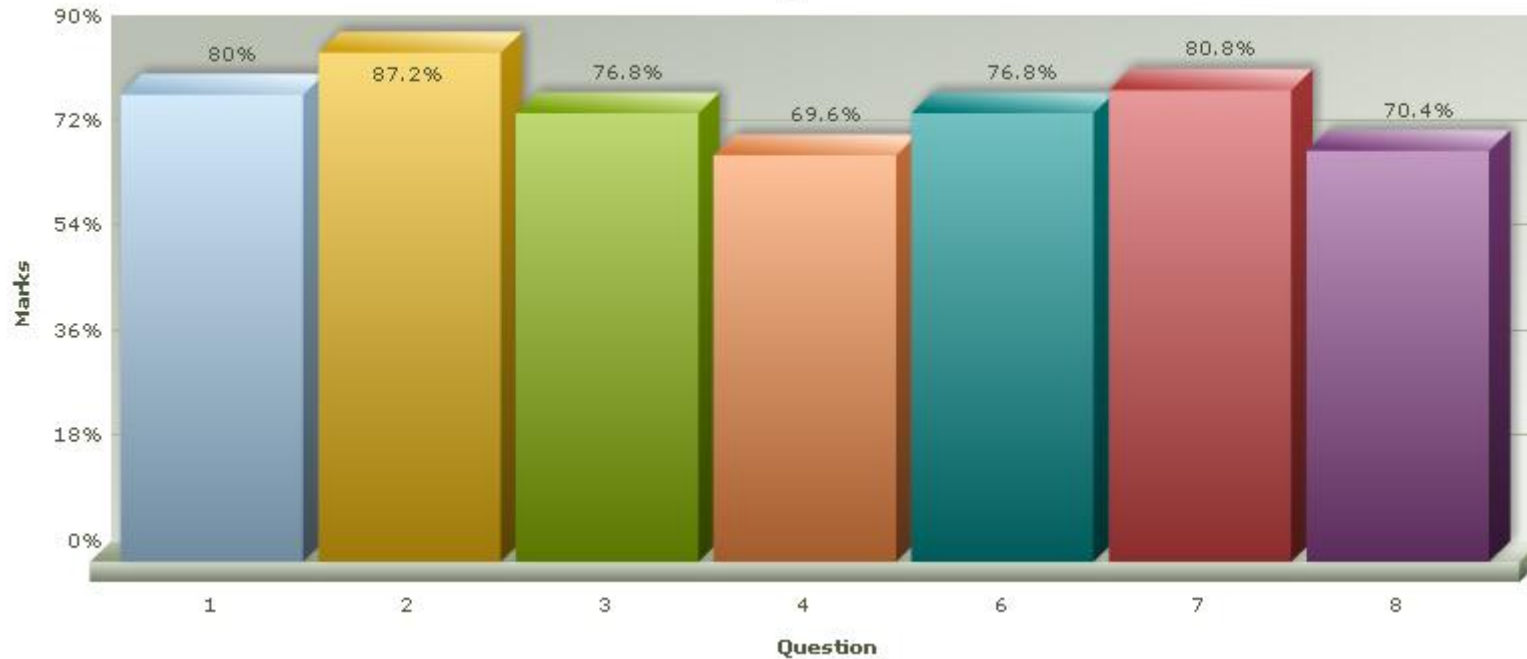
# ST. XAVIER'S COLLEGE [AUTONOMOUS] , KOLKATA

## 3rd Year Feedback Analysis for the Department : BAGG of Session : 2018-2019

Sl.No	Question	No of Students Evaluating	Evaluated out of	Evaluation Marks	Average Marks	Percentage
1	Over-all experience about the teaching-learning process in the college	25	25 * 5 = 125	100	4	80
2	Library facilities available in the college	25	25 * 5 = 125	109	4.36	87.2
3	Infrastructural facilities offered by the college	25	25 * 5 = 125	96	3.84	76.8
4	Experience with the office and support staff	25	25 * 5 = 125	87	3.48	69.6
6	Quality of the course curriculum : General / Ancillary	25	25 * 5 = 125	96	3.84	76.8
7	Co-curricular and extra-curricular activities	25	25 * 5 = 125	101	4.04	80.8
8	Level of fulfillment of your expectations during the last three years	25	25 * 5 = 125	88	3.52	70.4

FusionCharts v3.2 Evaluation

All Feedback Evaluation Marks  
For the Department : BAGG



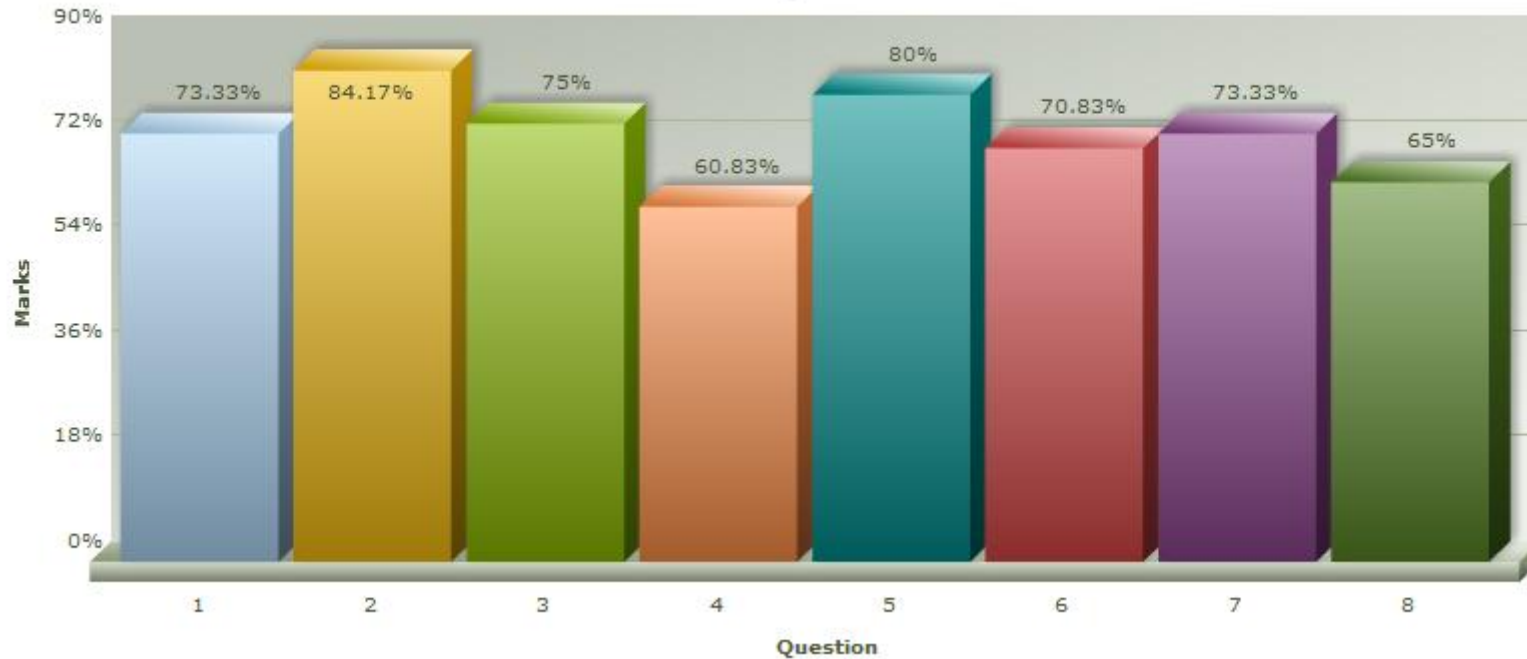
# ST. XAVIER'S COLLEGE [AUTONOMOUS] , KOLKATA

## 3rd Year Feedback Analysis for the Department : CEMA of Session : 2018-2019

Sl.No	Question	No of Students Evaluating	Evaluated out of	Evaluation Marks	Average Marks	Percentage
1	Over-all experience about the teaching-learning process in the college	24	24 * 5 = 120	88	3.67	73.33
2	Library facilities available in the college	24	24 * 5 = 120	101	4.21	84.17
3	Infrastructural facilities offered by the college	24	24 * 5 = 120	90	3.75	75
4	Experience with the office and support staff	24	24 * 5 = 120	73	3.04	60.83
5	Quality of the course curriculum : Honours	24	24 * 5 = 120	96	4	80
6	Quality of the course curriculum : General / Ancillary	24	24 * 5 = 120	85	3.54	70.83
7	Co-curricular and extra-curricular activities	24	24 * 5 = 120	88	3.67	73.33
8	Level of fulfillment of your expectations during the last three years	24	24 * 5 = 120	78	3.25	65

FusionCharts v3.2 Evaluation

All Feedback Evaluation Marks  
For the Department : CEMA



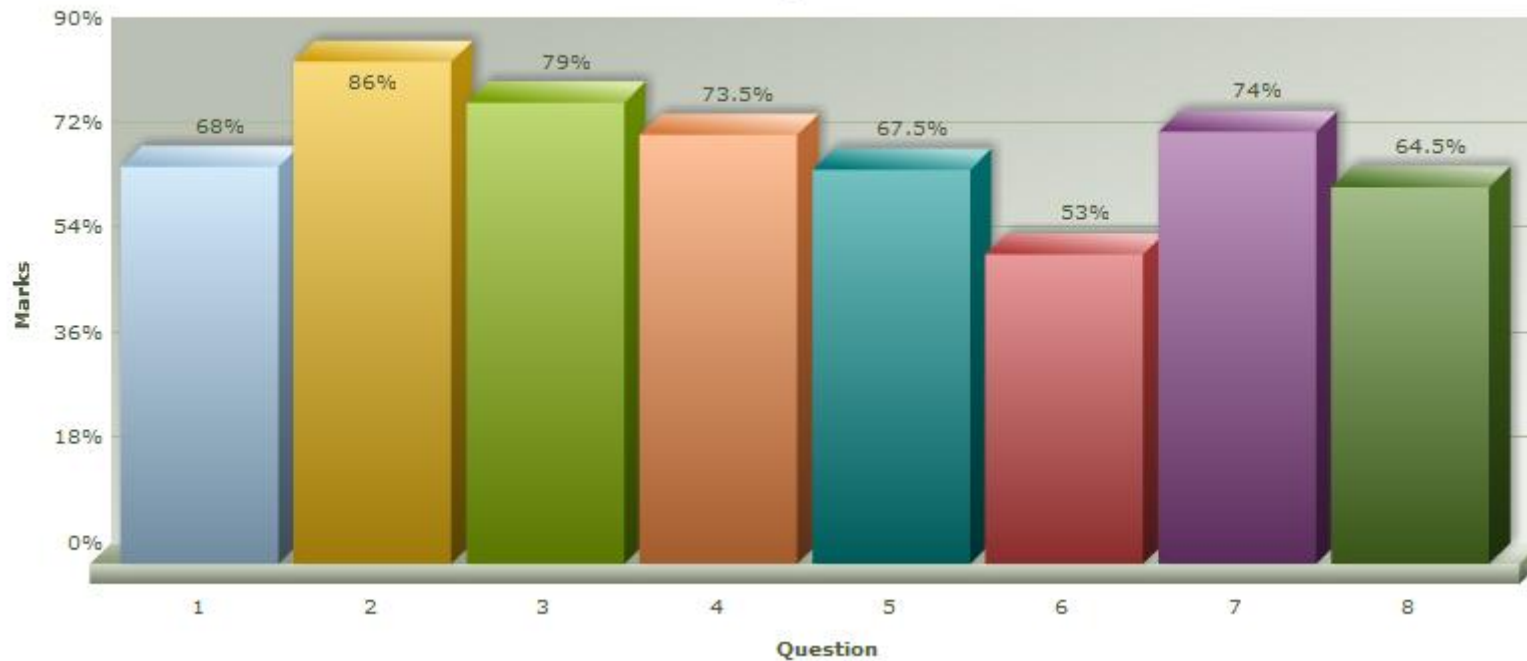
# ST. XAVIER'S COLLEGE [AUTONOMOUS] , KOLKATA

## 3rd Year Feedback Analysis for the Department : CMSA of Session : 2018-2019

Sl.No	Question	No of Students Evaluating	Evaluated out of	Evaluation Marks	Average Marks	Percentage
1	Over-all experience about the teaching-learning process in the college	40	40 * 5 = 200	136	3.4	68
2	Library facilities available in the college	40	40 * 5 = 200	172	4.3	86
3	Infrastructural facilities offered by the college	40	40 * 5 = 200	158	3.95	79
4	Experience with the office and support staff	40	40 * 5 = 200	147	3.68	73.5
5	Quality of the course curriculum : Honours	40	40 * 5 = 200	135	3.38	67.5
6	Quality of the course curriculum : General / Ancillary	40	40 * 5 = 200	106	2.65	53
7	Co-curricular and extra-curricular activities	40	40 * 5 = 200	148	3.7	74
8	Level of fulfillment of your expectations during the last three years	40	40 * 5 = 200	129	3.22	64.5

FusionCharts v3.2 Evaluation

All Feedback Evaluation Marks  
For the Department : CMSA



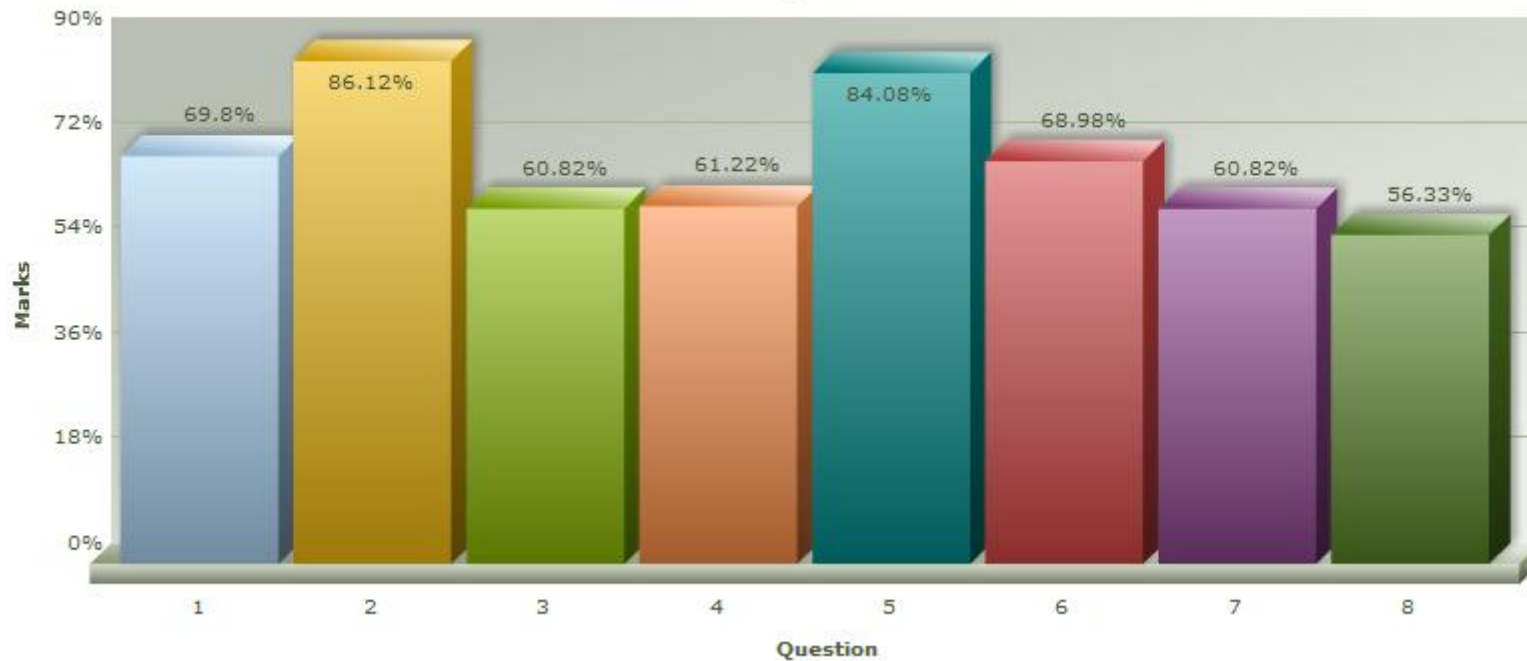
# ST. XAVIER'S COLLEGE [AUTONOMOUS] , KOLKATA

## 3rd Year Feedback Analysis for the Department : ECOA of Session : 2018-2019

Sl.No	Question	No of Students Evaluating	Evaluated out of	Evaluation Marks	Average Marks	Percentage
1	Over-all experience about the teaching-learning process in the college	49	49 * 5 = 245	171	3.49	69.8
2	Library facilities available in the college	49	49 * 5 = 245	211	4.31	86.12
3	Infrastructural facilities offered by the college	49	49 * 5 = 245	149	3.04	60.82
4	Experience with the office and support staff	49	49 * 5 = 245	150	3.06	61.22
5	Quality of the course curriculum : Honours	49	49 * 5 = 245	206	4.2	84.08
6	Quality of the course curriculum : General / Ancillary	49	49 * 5 = 245	169	3.45	68.98
7	Co-curricular and extra-curricular activities	49	49 * 5 = 245	149	3.04	60.82
8	Level of fulfillment of your expectations during the last three years	49	49 * 5 = 245	138	2.82	56.33

FusionCharts v3.2 Evaluation

All Feedback Evaluation Marks  
For the Department : ECOA



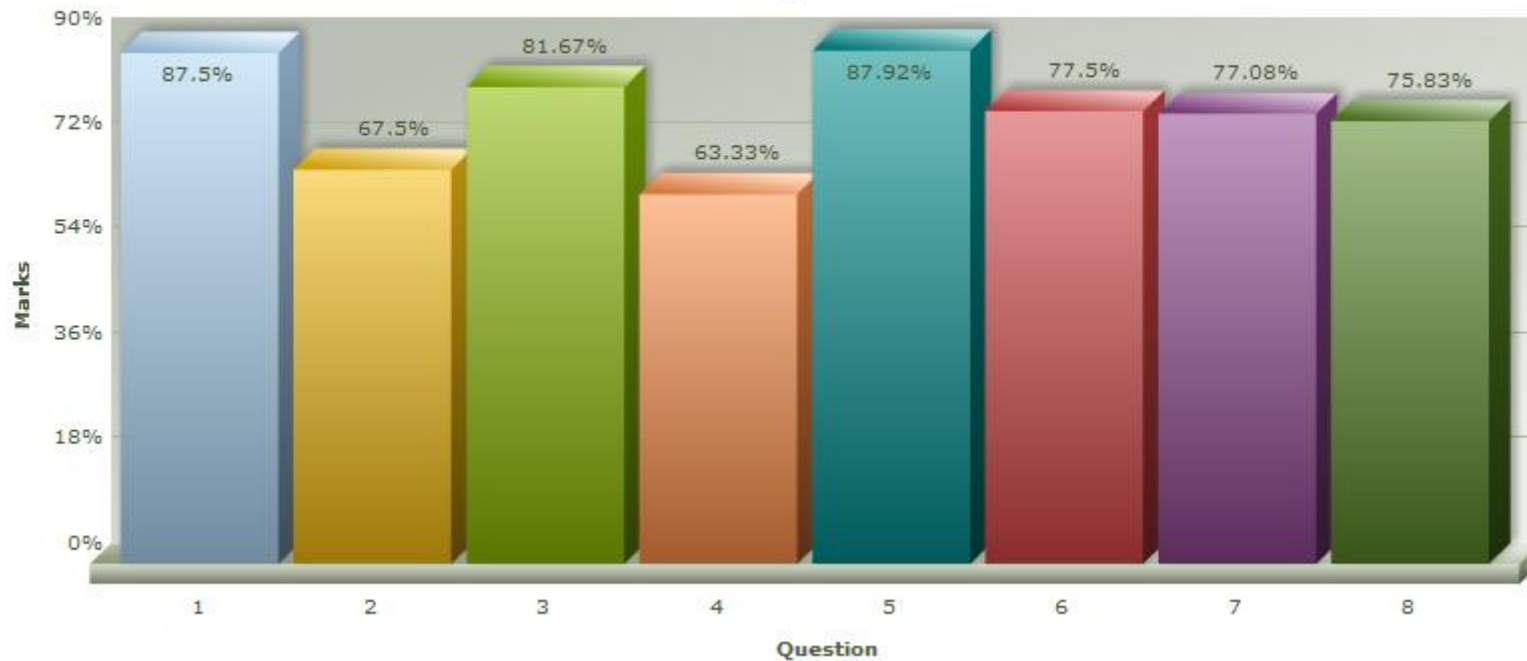
# ST. XAVIER'S COLLEGE [AUTONOMOUS] , KOLKATA

## 3rd Year Feedback Analysis for the Department : ENGA of Session : 2018-2019

Sl.No	Question	No of Students Evaluating	Evaluated out of	Evaluation Marks	Average Marks	Percentage
1	Over-all experience about the teaching-learning process in the college	48	48 * 5 = 240	210	4.38	87.5
2	Library facilities available in the college	48	48 * 5 = 240	162	3.38	67.5
3	Infrastructural facilities offered by the college	48	48 * 5 = 240	196	4.08	81.67
4	Experience with the office and support staff	48	48 * 5 = 240	152	3.17	63.33
5	Quality of the course curriculum : Honours	48	48 * 5 = 240	211	4.4	87.92
6	Quality of the course curriculum : General / Ancillary	48	48 * 5 = 240	186	3.88	77.5
7	Co-curricular and extra-curricular activities	48	48 * 5 = 240	185	3.85	77.08
8	Level of fulfillment of your expectations during the last three years	48	48 * 5 = 240	182	3.79	75.83

FusionCharts v3.2 Evaluation

All Feedback Evaluation Marks  
For the Department : ENGA



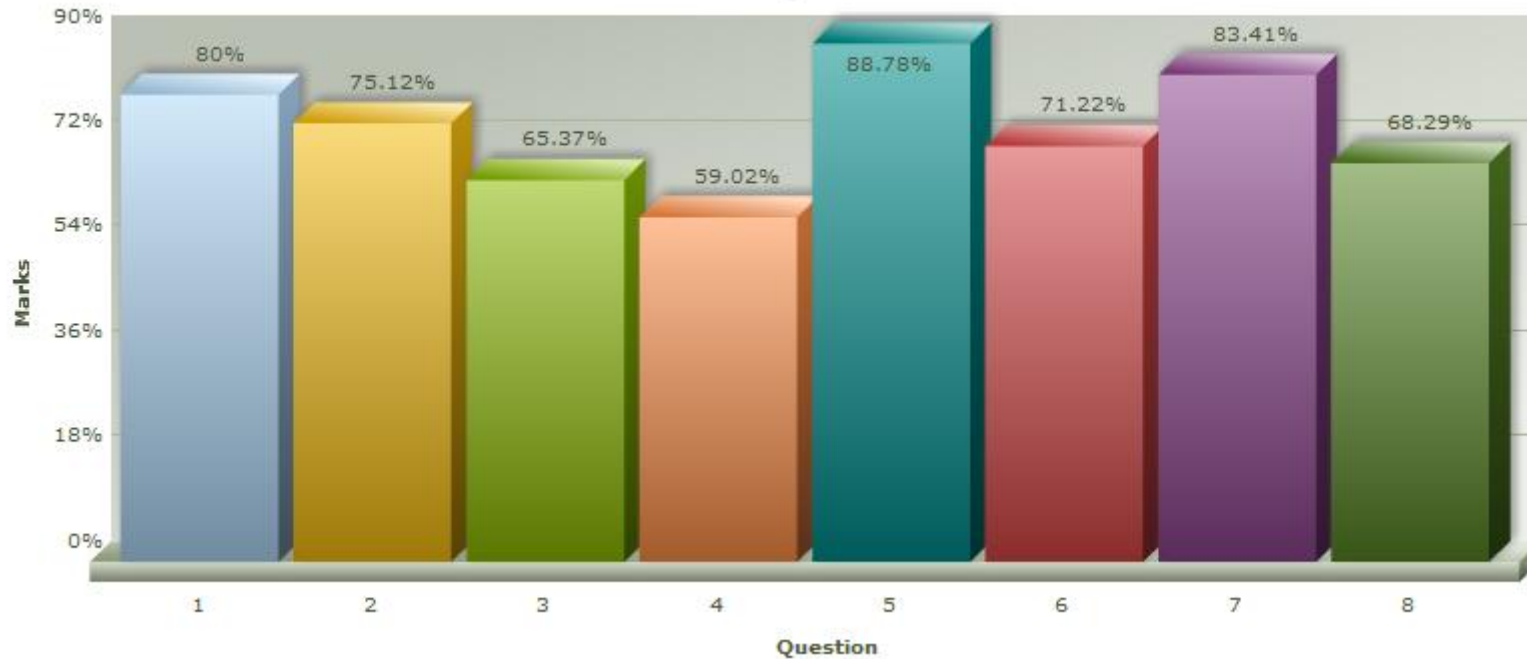
# ST. XAVIER'S COLLEGE [AUTONOMOUS] , KOLKATA

## 3rd Year Feedback Analysis for the Department : MCBA of Session : 2018-2019

Sl.No	Question	No of Students Evaluating	Evaluated out of	Evaluation Marks	Average Marks	Percentage
1	Over-all experience about the teaching-learning process in the college	41	41 * 5 = 205	164	4	80
2	Library facilities available in the college	41	41 * 5 = 205	154	3.76	75.12
3	Infrastructural facilities offered by the college	41	41 * 5 = 205	134	3.27	65.37
4	Experience with the office and support staff	41	41 * 5 = 205	121	2.95	59.02
5	Quality of the course curriculum : Honours	41	41 * 5 = 205	182	4.44	88.78
6	Quality of the course curriculum : General / Ancillary	41	41 * 5 = 205	146	3.56	71.22
7	Co-curricular and extra-curricular activities	41	41 * 5 = 205	171	4.17	83.41
8	Level of fulfillment of your expectations during the last three years	41	41 * 5 = 205	140	3.41	68.29

FusionCharts v3.2 Evaluation

All Feedback Evaluation Marks  
For the Department : MCBA



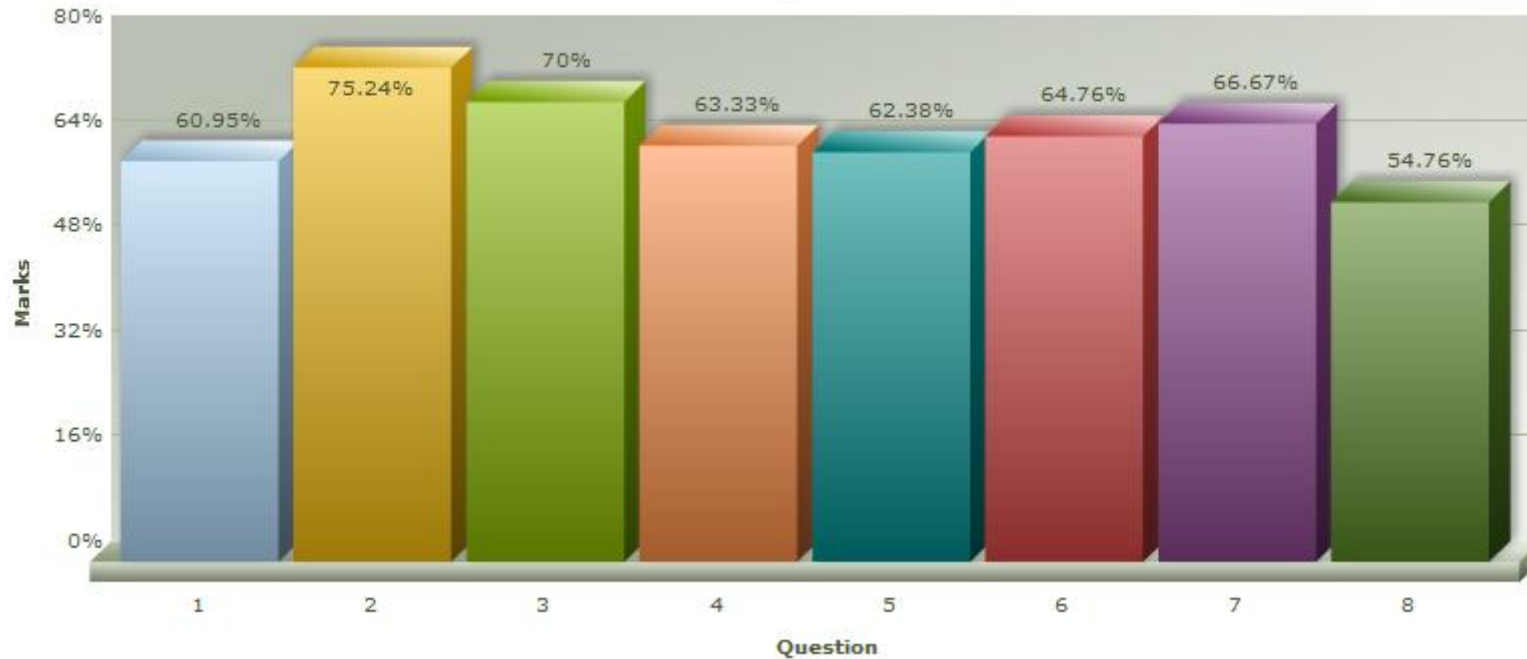
# ST. XAVIER'S COLLEGE [AUTONOMOUS] , KOLKATA

## 2nd Year Feedback Analysis for the Department : MCMS of Session : 2018-2019

Sl.No	Question	No of Students Evaluating	Evaluated out of	Evaluation Marks	Average Marks	Percentage
1	Over-all experience about the teaching-learning process in the college	42	42 * 5 = 210	128	3.05	60.95
2	Library facilities available in the college	42	42 * 5 = 210	158	3.76	75.24
3	Infrastructural facilities offered by the college	42	42 * 5 = 210	147	3.5	70
4	Experience with the office and support staff	42	42 * 5 = 210	133	3.17	63.33
5	Quality of the course curriculum : Honours	42	42 * 5 = 210	131	3.12	62.38
6	Quality of the course curriculum : General / Ancillary	42	42 * 5 = 210	136	3.24	64.76
7	Co-curricular and extra-curricular activities	42	42 * 5 = 210	140	3.33	66.67
8	Level of fulfillment of your expectations during the last three years	42	42 * 5 = 210	115	2.74	54.76

FusionCharts v3.2 Evaluation

All Feedback Evaluation Marks  
For the Department : MCMS





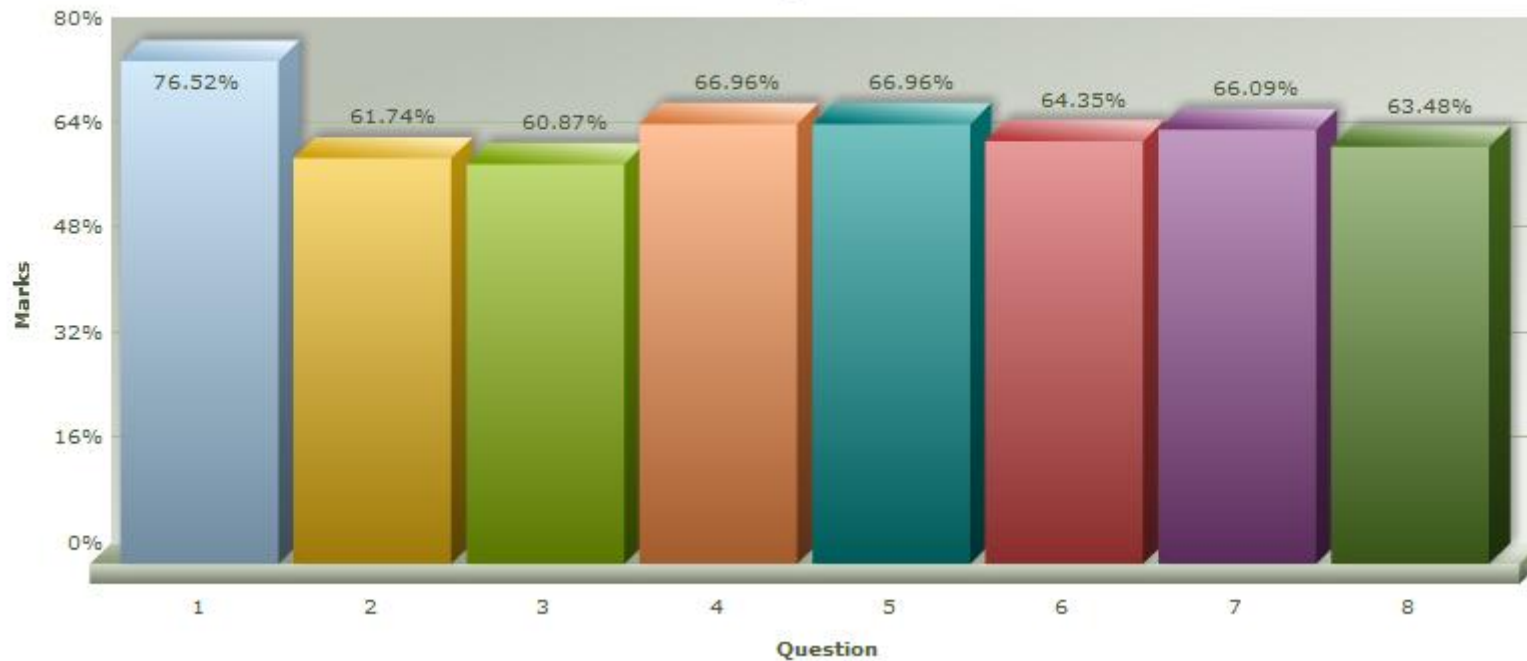
# ST. XAVIER'S COLLEGE [AUTONOMOUS] , KOLKATA

## 3rd Year Feedback Analysis for the Department : MCVA of Session : 2018-2019

Sl.No	Question	No of Students Evaluating	Evaluated out of	Evaluation Marks	Average Marks	Percentage
1	Over-all experience about the teaching-learning process in the college	23	23 * 5 = 115	88	3.83	76.52
2	Library facilities available in the college	23	23 * 5 = 115	71	3.09	61.74
3	Infrastructural facilities offered by the college	23	23 * 5 = 115	70	3.04	60.87
4	Experience with the office and support staff	23	23 * 5 = 115	77	3.35	66.96
5	Quality of the course curriculum : Honours	23	23 * 5 = 115	77	3.35	66.96
6	Quality of the course curriculum : General / Ancillary	23	23 * 5 = 115	74	3.22	64.35
7	Co-curricular and extra-curricular activities	23	23 * 5 = 115	76	3.3	66.09
8	Level of fulfillment of your expectations during the last three years	23	23 * 5 = 115	73	3.17	63.48

FusionCharts v3.2 Evaluation

All Feedback Evaluation Marks  
For the Department : MCVA



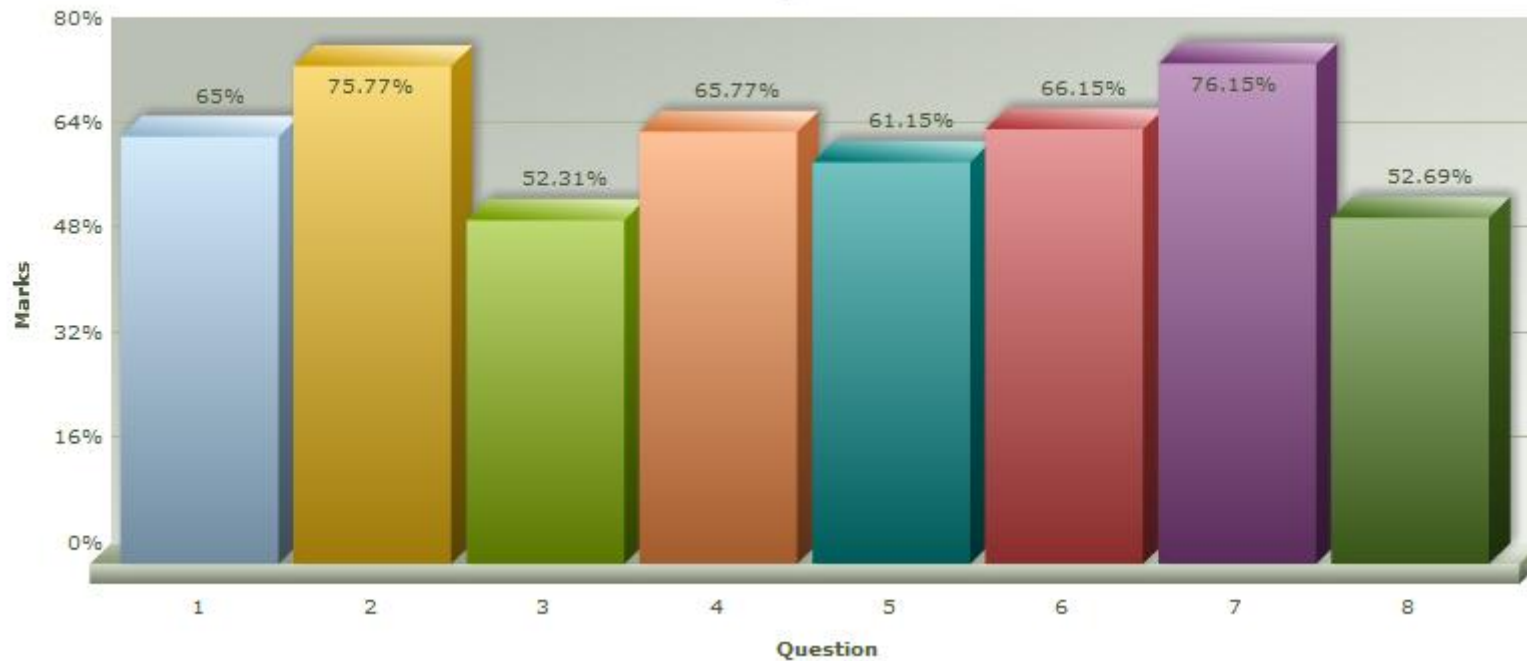
# ST. XAVIER'S COLLEGE [AUTONOMOUS] , KOLKATA

## 2nd Year Feedback Analysis for the Department : MNCB of Session : 2018-2019

Sl.No	Question	No of Students Evaluating	Evaluated out of	Evaluation Marks	Average Marks	Percentage
1	Over-all experience about the teaching-learning process in the college	52	52 * 5 = 260	169	3.25	65
2	Library facilities available in the college	52	52 * 5 = 260	197	3.79	75.77
3	Infrastructural facilities offered by the college	52	52 * 5 = 260	136	2.62	52.31
4	Experience with the office and support staff	52	52 * 5 = 260	171	3.29	65.77
5	Quality of the course curriculum : Honours	52	52 * 5 = 260	159	3.06	61.15
6	Quality of the course curriculum : General / Ancillary	52	52 * 5 = 260	172	3.31	66.15
7	Co-curricular and extra-curricular activities	52	52 * 5 = 260	198	3.81	76.15
8	Level of fulfillment of your expectations during the last three years	52	52 * 5 = 260	137	2.63	52.69

FusionCharts v3.2 Evaluation

All Feedback Evaluation Marks  
For the Department : MNCB



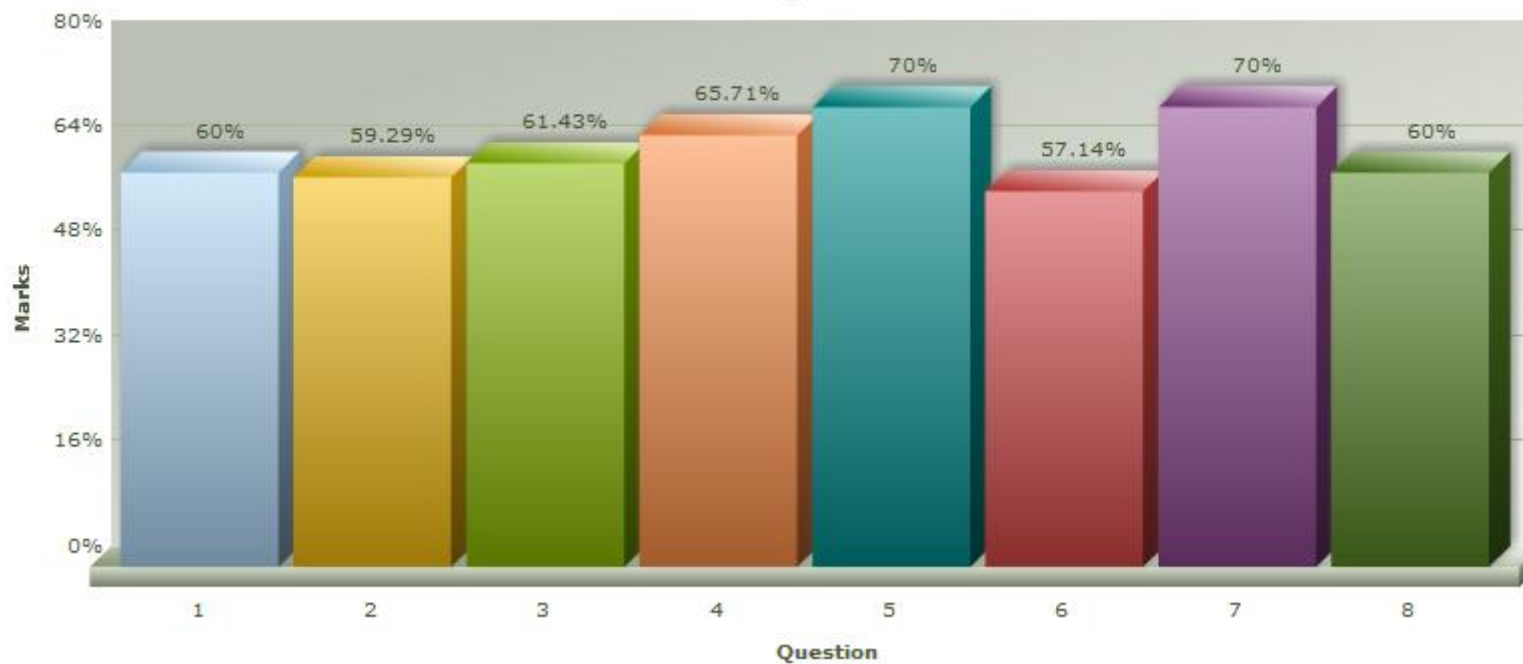
# ST. XAVIER'S COLLEGE [AUTONOMOUS] , KOLKATA

## 2nd Year Feedback Analysis for the Department : MPHY of Session : 2018-2019

Sl.No	Question	No of Students Evaluating	Evaluated out of	Evaluation Marks	Average Marks	Percentage
1	Over-all experience about the teaching-learning process in the college	28	28 * 5 = 140	84	3	60
2	Library facilities available in the college	28	28 * 5 = 140	83	2.96	59.29
3	Infrastructural facilities offered by the college	28	28 * 5 = 140	86	3.07	61.43
4	Experience with the office and support staff	28	28 * 5 = 140	92	3.29	65.71
5	Quality of the course curriculum : Honours	28	28 * 5 = 140	98	3.5	70
6	Quality of the course curriculum : General / Ancillary	28	28 * 5 = 140	80	2.86	57.14
7	Co-curricular and extra-curricular activities	28	28 * 5 = 140	98	3.5	70
8	Level of fulfillment of your expectations during the last three years	28	28 * 5 = 140	84	3	60

FusionCharts v3.2 Evaluation

All Feedback Evaluation Marks  
For the Department : MPHY



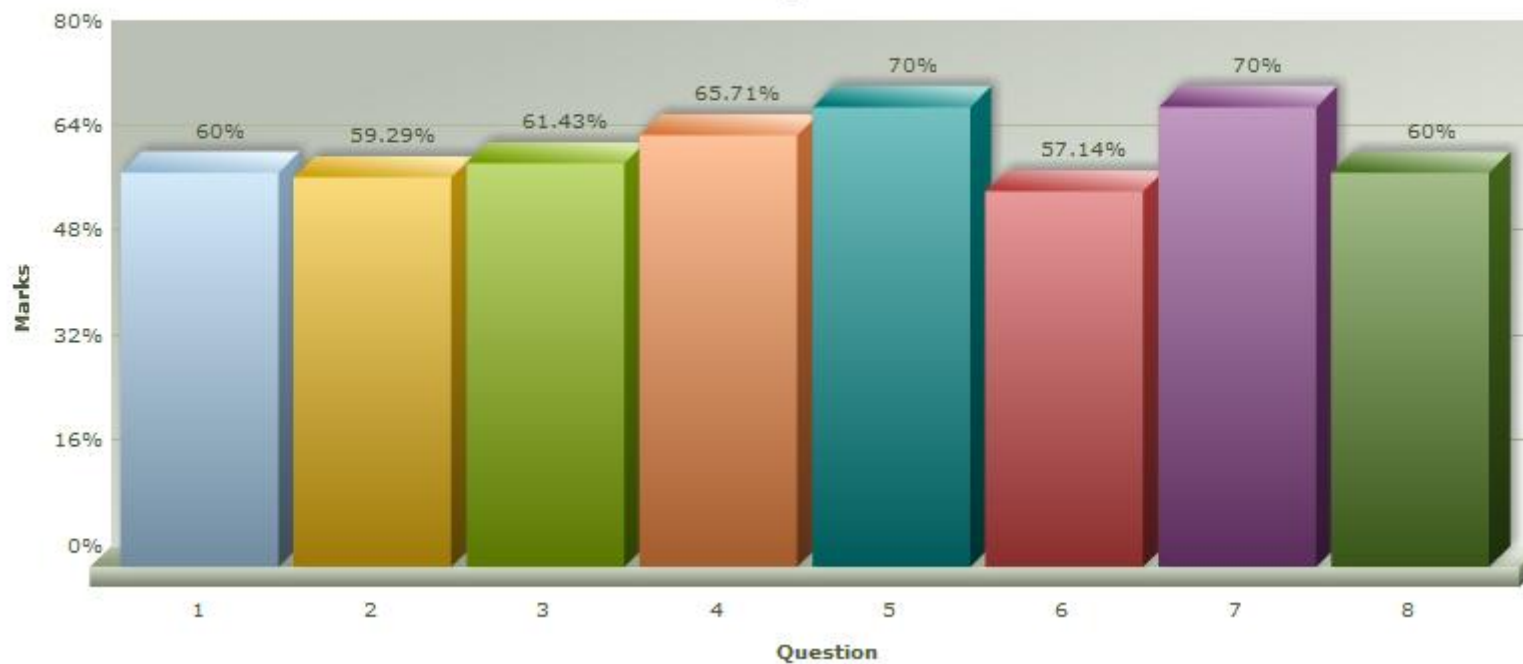
# ST. XAVIER'S COLLEGE [AUTONOMOUS] , KOLKATA

## 2nd Year Feedback Analysis for the Department : MPHY of Session : 2018-2019

Sl.No	Question	No of Students Evaluating	Evaluated out of	Evaluation Marks	Average Marks	Percentage
1	Over-all experience about the teaching-learning process in the college	28	28 * 5 = 140	84	3	60
2	Library facilities available in the college	28	28 * 5 = 140	83	2.96	59.29
3	Infrastructural facilities offered by the college	28	28 * 5 = 140	86	3.07	61.43
4	Experience with the office and support staff	28	28 * 5 = 140	92	3.29	65.71
5	Quality of the course curriculum : Honours	28	28 * 5 = 140	98	3.5	70
6	Quality of the course curriculum : General / Ancillary	28	28 * 5 = 140	80	2.86	57.14
7	Co-curricular and extra-curricular activities	28	28 * 5 = 140	98	3.5	70
8	Level of fulfillment of your expectations during the last three years	28	28 * 5 = 140	84	3	60

FusionCharts v3.2 Evaluation

All Feedback Evaluation Marks  
For the Department : MPHY



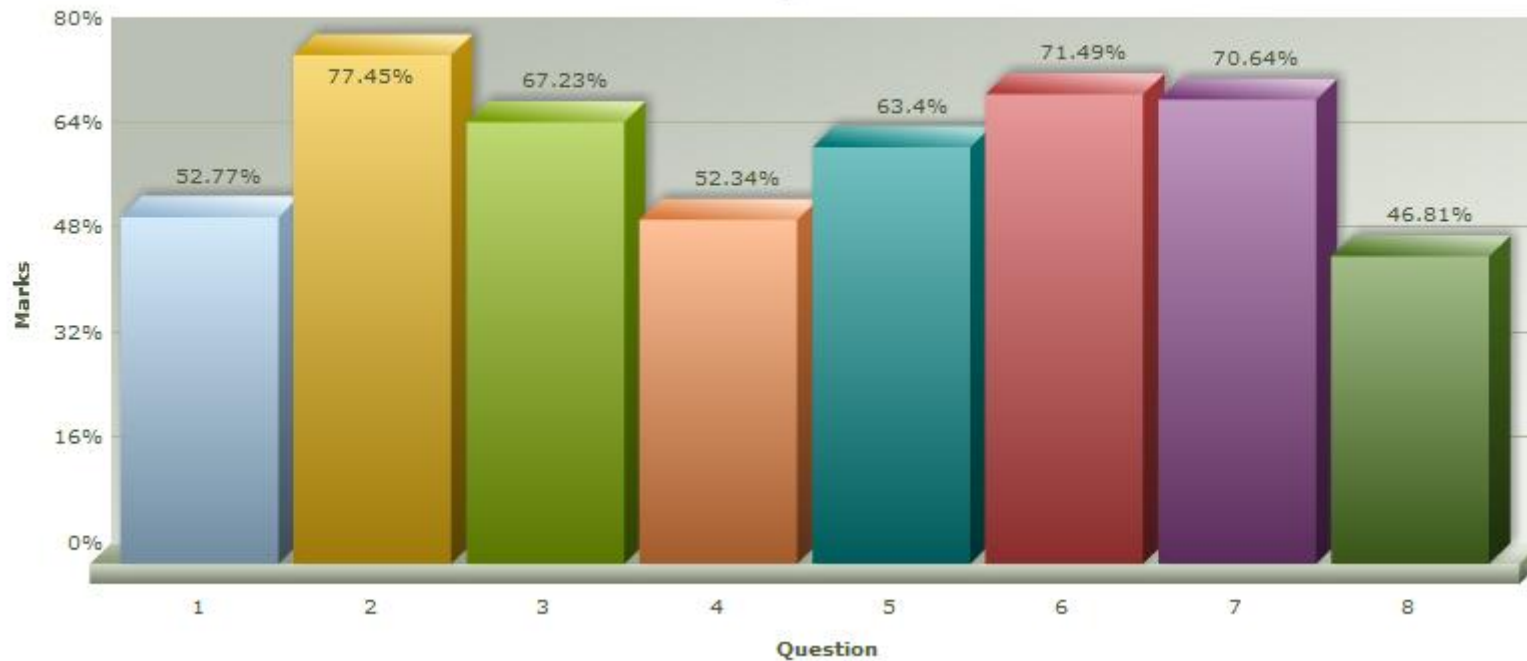
# ST. XAVIER'S COLLEGE [AUTONOMOUS] , KOLKATA

## 3rd Year Feedback Analysis for the Department : MTMA of Session : 2018-2019

Sl.No	Question	No of Students Evaluating	Evaluated out of	Evaluation Marks	Average Marks	Percentage
1	Over-all experience about the teaching-learning process in the college	47	47 * 5 = 235	124	2.64	52.77
2	Library facilities available in the college	47	47 * 5 = 235	182	3.87	77.45
3	Infrastructural facilities offered by the college	47	47 * 5 = 235	158	3.36	67.23
4	Experience with the office and support staff	47	47 * 5 = 235	123	2.62	52.34
5	Quality of the course curriculum : Honours	47	47 * 5 = 235	149	3.17	63.4
6	Quality of the course curriculum : General / Ancillary	47	47 * 5 = 235	168	3.57	71.49
7	Co-curricular and extra-curricular activities	47	47 * 5 = 235	166	3.53	70.64
8	Level of fulfillment of your expectations during the last three years	47	47 * 5 = 235	110	2.34	46.81

FusionCharts v3.2 Evaluation

All Feedback Evaluation Marks  
For the Department : MTMA



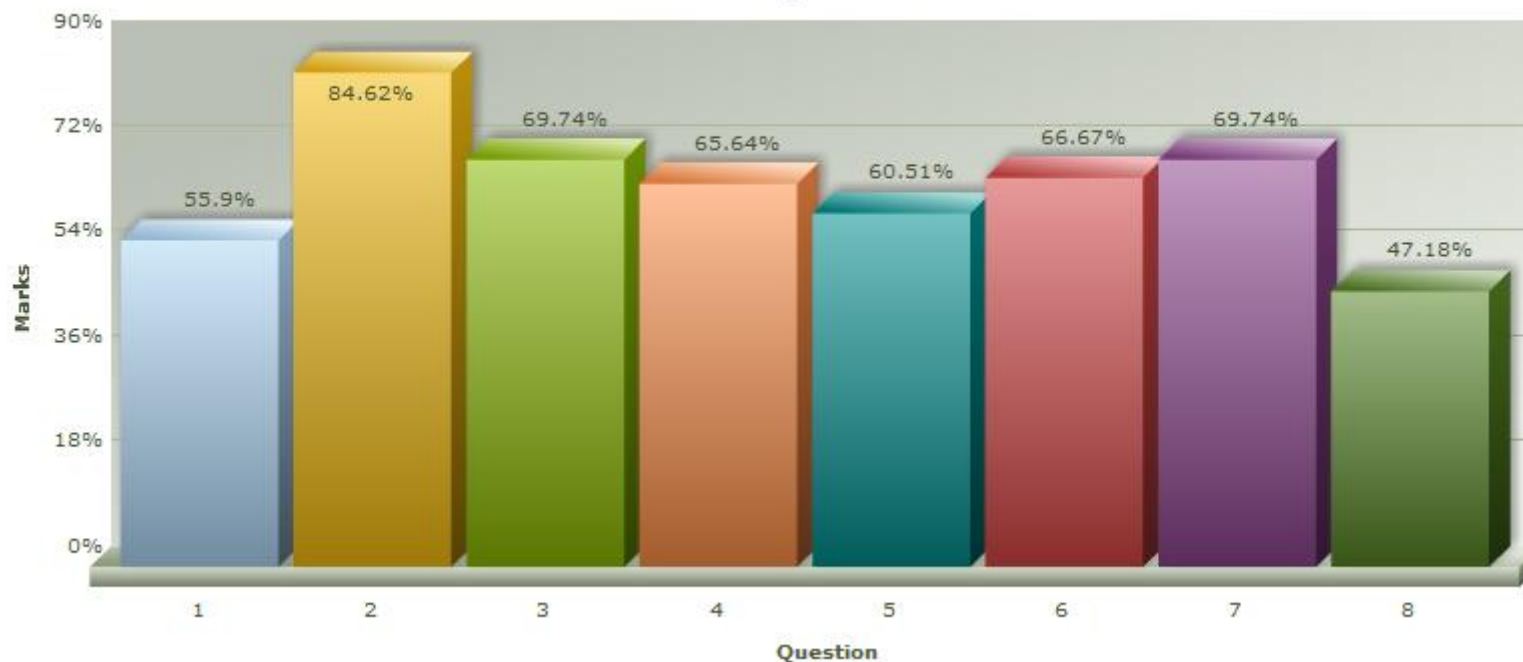
# ST. XAVIER'S COLLEGE [AUTONOMOUS] , KOLKATA

## 3rd Year Feedback Analysis for the Department : PHSA of Session : 2018-2019

Sl.No	Question	No of Students Evaluating	Evaluated out of	Evaluation Marks	Average Marks	Percentage
1	Over-all experience about the teaching-learning process in the college	39	39 * 5 = 195	109	2.79	55.9
2	Library facilities available in the college	39	39 * 5 = 195	165	4.23	84.62
3	Infrastructural facilities offered by the college	39	39 * 5 = 195	136	3.49	69.74
4	Experience with the office and support staff	39	39 * 5 = 195	128	3.28	65.64
5	Quality of the course curriculum : Honours	39	39 * 5 = 195	118	3.03	60.51
6	Quality of the course curriculum : General / Ancillary	39	39 * 5 = 195	130	3.33	66.67
7	Co-curricular and extra-curricular activities	39	39 * 5 = 195	136	3.49	69.74
8	Level of fulfillment of your expectations during the last three years	39	39 * 5 = 195	92	2.36	47.18

FusionCharts v3.2 Evaluation

All Feedback Evaluation Marks  
For the Department : PHSA



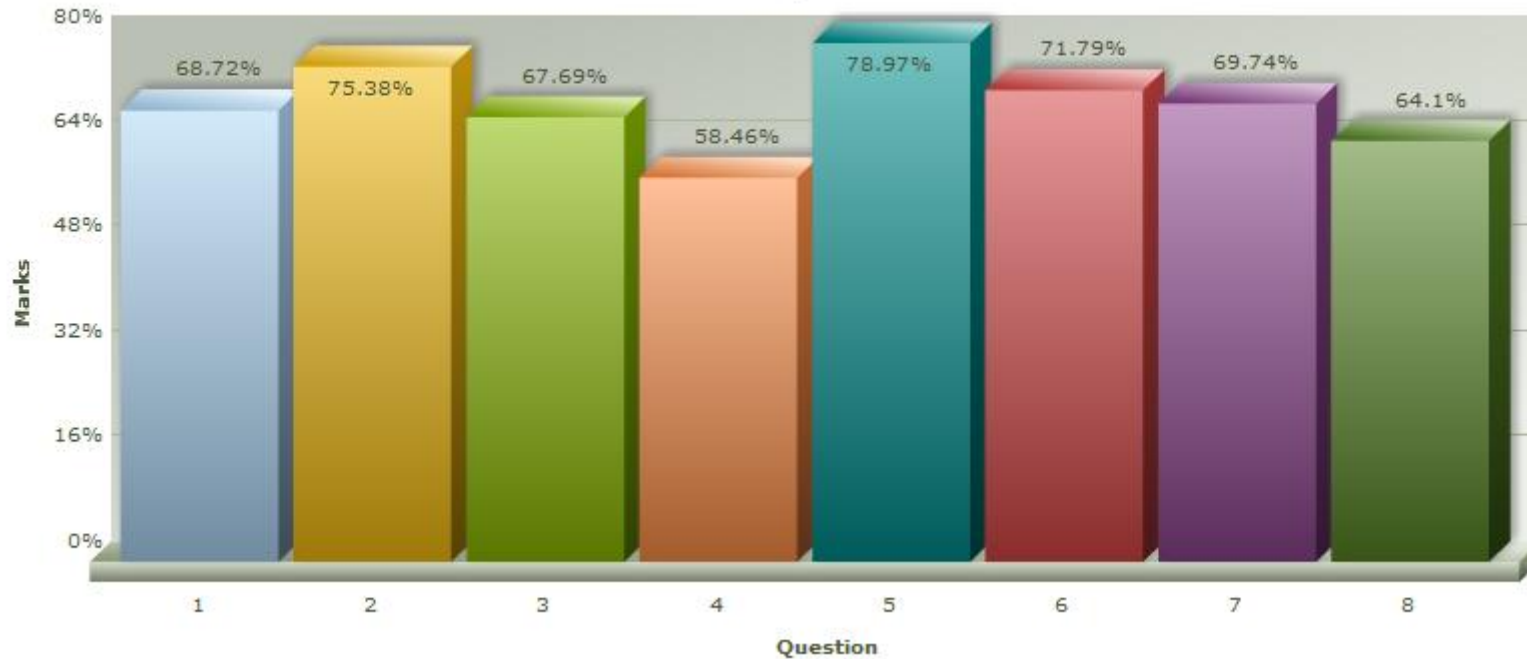
# ST. XAVIER'S COLLEGE [AUTONOMOUS] , KOLKATA

## 3rd Year Feedback Analysis for the Department : PLSA of Session : 2018-2019

Sl.No	Question	No of Students Evaluating	Evaluated out of	Evaluation Marks	Average Marks	Percentage
1	Over-all experience about the teaching-learning process in the college	39	39 * 5 = 195	134	3.44	68.72
2	Library facilities available in the college	39	39 * 5 = 195	147	3.77	75.38
3	Infrastructural facilities offered by the college	39	39 * 5 = 195	132	3.38	67.69
4	Experience with the office and support staff	39	39 * 5 = 195	114	2.92	58.46
5	Quality of the course curriculum : Honours	39	39 * 5 = 195	154	3.95	78.97
6	Quality of the course curriculum : General / Ancillary	39	39 * 5 = 195	140	3.59	71.79
7	Co-curricular and extra-curricular activities	39	39 * 5 = 195	136	3.49	69.74
8	Level of fulfillment of your expectations during the last three years	39	39 * 5 = 195	125	3.21	64.1

FusionCharts v3.2 Evaluation

All Feedback Evaluation Marks  
For the Department : PLSA



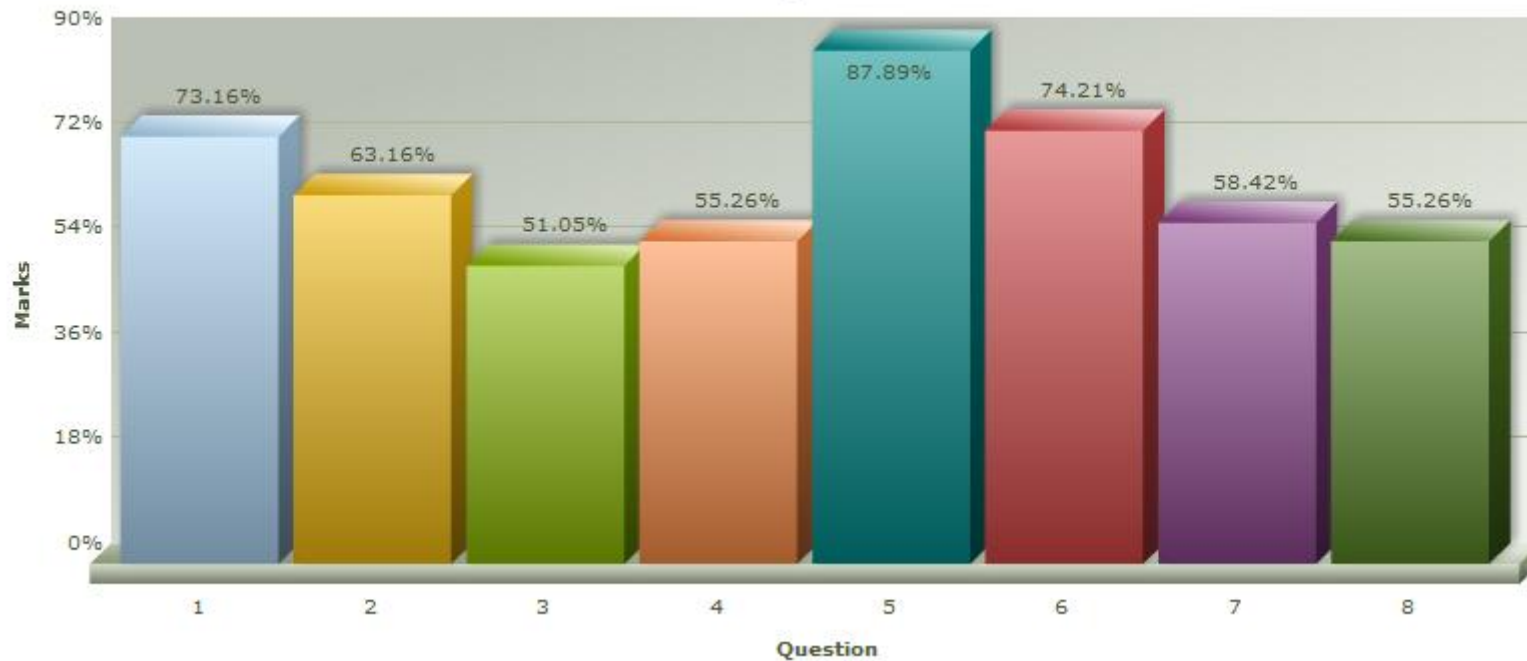
# ST. XAVIER'S COLLEGE [AUTONOMOUS] , KOLKATA

## 3rd Year Feedback Analysis for the Department : SOCA of Session : 2018-2019

Sl.No	Question	No of Students Evaluating	Evaluated out of	Evaluation Marks	Average Marks	Percentage
1	Over-all experience about the teaching-learning process in the college	38	38 * 5 = 190	139	3.66	73.16
2	Library facilities available in the college	38	38 * 5 = 190	120	3.16	63.16
3	Infrastructural facilities offered by the college	38	38 * 5 = 190	97	2.55	51.05
4	Experience with the office and support staff	38	38 * 5 = 190	105	2.76	55.26
5	Quality of the course curriculum : Honours	38	38 * 5 = 190	167	4.39	87.89
6	Quality of the course curriculum : General / Ancillary	38	38 * 5 = 190	141	3.71	74.21
7	Co-curricular and extra-curricular activities	38	38 * 5 = 190	111	2.92	58.42
8	Level of fulfillment of your expectations during the last three years	38	38 * 5 = 190	105	2.76	55.26

FusionCharts v3.2 Evaluation

All Feedback Evaluation Marks  
For the Department : SOCA





# ST. XAVIER'S COLLEGE [AUTONOMOUS] , KOLKATA

## 3rd Year Feedback Analysis for the Department : STSA of Session : 2018-2019

Sl.No	Question	No of Students Evaluating	Evaluated out of	Evaluation Marks	Average Marks	Percentage
1	Over-all experience about the teaching-learning process in the college	47	47 * 5 = 235	160	3.4	68.09
2	Library facilities available in the college	47	47 * 5 = 235	190	4.04	80.85
3	Infrastructural facilities offered by the college	47	47 * 5 = 235	179	3.81	76.17
4	Experience with the office and support staff	47	47 * 5 = 235	155	3.3	65.96
5	Quality of the course curriculum : Honours	47	47 * 5 = 235	182	3.87	77.45
6	Quality of the course curriculum : General / Ancillary	47	47 * 5 = 235	163	3.47	69.36
7	Co-curricular and extra-curricular activities	47	47 * 5 = 235	158	3.36	67.23
8	Level of fulfillment of your expectations during the last three years	47	47 * 5 = 235	132	2.81	56.17

FusionCharts v3.2 Evaluation

All Feedback Evaluation Marks  
For the Department : STSA

