

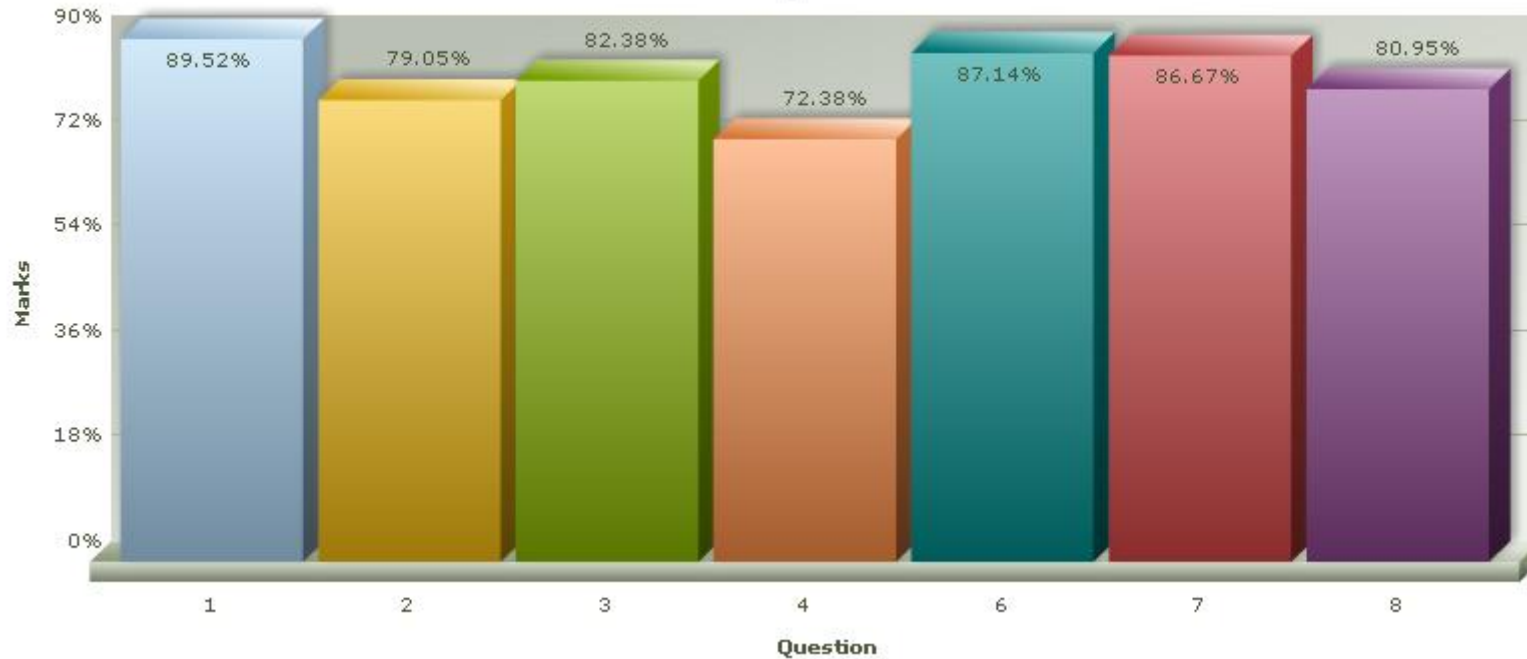
ST. XAVIER'S COLLEGE [AUTONOMOUS] , KOLKATA

3rd Year Feedback Analysis for the Department : BAGG of Session : 2020-2021

Sl.No	Question	No of Students Evaluating	Evaluated out of	Evaluation Marks	Average Marks	Percentage
1	Over-all experience about the teaching-learning process in the college	42	42 * 5 = 210	188	4.48	89.52
2	Library facilities available in the college	42	42 * 5 = 210	166	3.95	79.05
3	Infrastructural facilities offered by the college	42	42 * 5 = 210	173	4.12	82.38
4	Experience with the office and support staff	42	42 * 5 = 210	152	3.62	72.38
6	Quality of the course curriculum : General / Ancillary	42	42 * 5 = 210	183	4.36	87.14
7	Co-curricular and extra-curricular activities	42	42 * 5 = 210	182	4.33	86.67
8	Level of fulfillment of your expectations during the last three years	42	42 * 5 = 210	170	4.05	80.95

FusionCharts v3.2 Evaluation

All Feedback Evaluation Marks
For the Department : BAGG



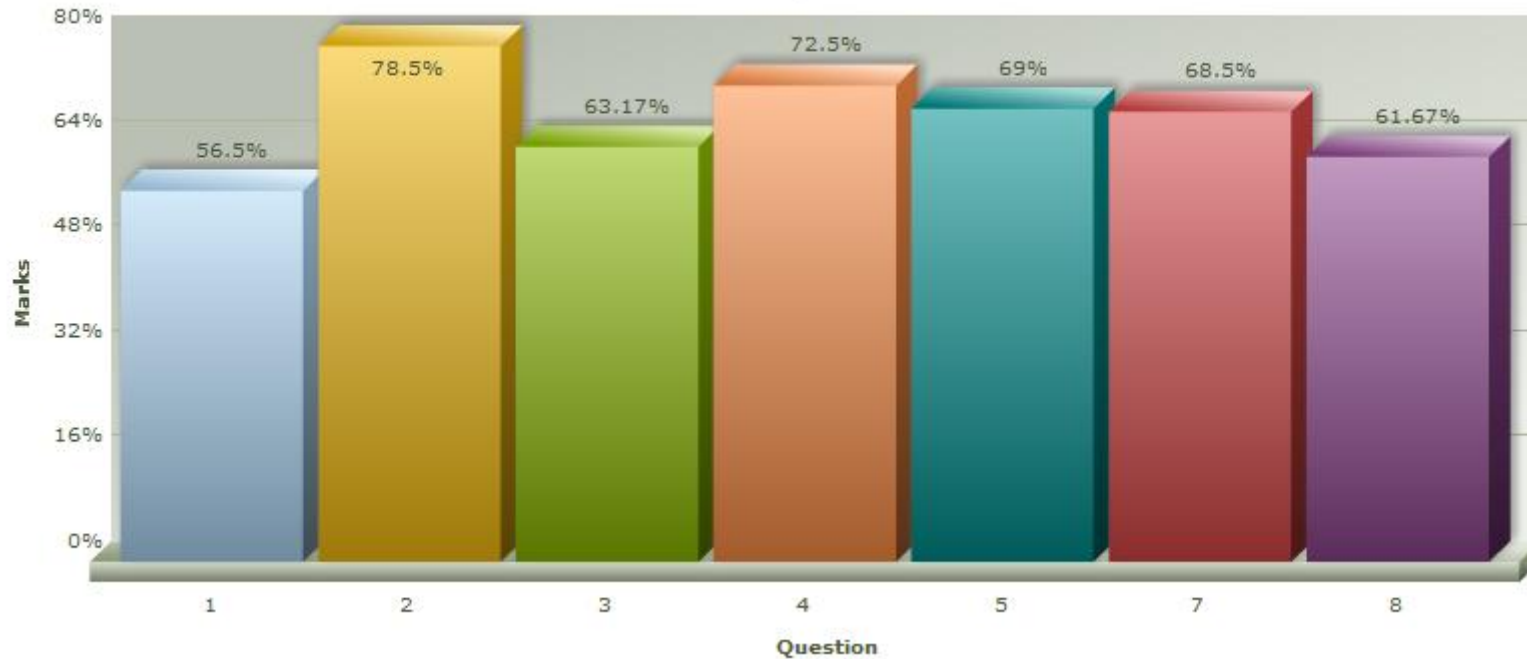
ST. XAVIER'S COLLEGE [AUTONOMOUS] , KOLKATA

3rd Year Feedback Analysis for the Department : BMS of Session : 2020-2021

Sl.No	Question	No of Students Evaluating	Evaluated out of	Evaluation Marks	Average Marks	Percentage
1	Over-all experience about the teaching-learning process in the college	120	120 * 5 = 600	339	2.82	56.5
2	Library facilities available in the college	120	120 * 5 = 600	471	3.92	78.5
3	Infrastructural facilities offered by the college	120	120 * 5 = 600	379	3.16	63.17
4	Experience with the office and support staff	120	120 * 5 = 600	435	3.62	72.5
5	Quality of the course curriculum : Honours	120	120 * 5 = 600	414	3.45	69
7	Co-curricular and extra-curricular activities	120	120 * 5 = 600	411	3.42	68.5
8	Level of fulfillment of your expectations during the last three years	120	120 * 5 = 600	370	3.08	61.67

FusionCharts v3.2 Evaluation

All Feedback Evaluation Marks
For the Department : BMS



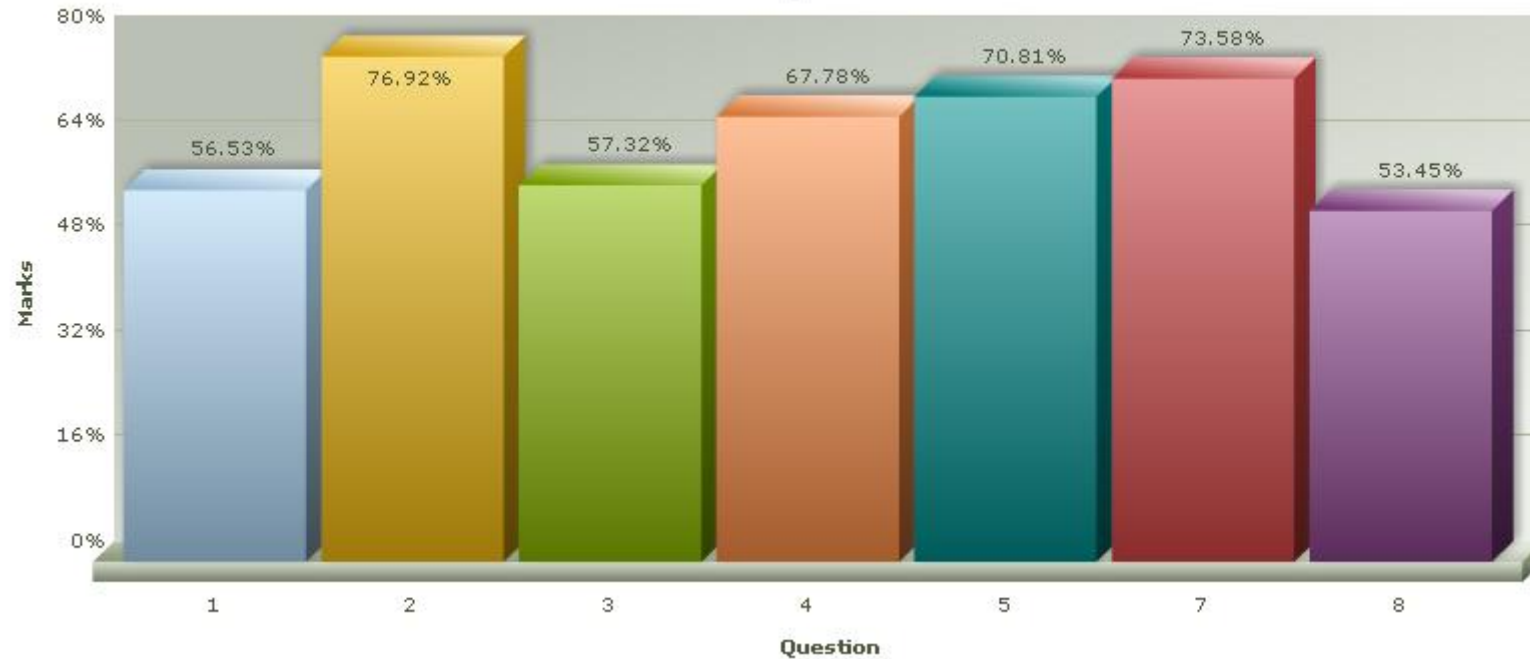
ST. XAVIER'S COLLEGE [AUTONOMOUS] , KOLKATA

2nd Year Feedback Analysis for the Department : CMEA of Session : 2020-2021

Sl.No	Question	No of Students Evaluating	Evaluated out of	Evaluation Marks	Average Marks	Percentage
1	Over-all experience about the teaching-learning process in the college	455	455 * 5 = 2275	1286	2.83	56.53
2	Library facilities available in the college	455	455 * 5 = 2275	1750	3.85	76.92
3	Infrastructural facilities offered by the college	455	455 * 5 = 2275	1304	2.87	57.32
4	Experience with the office and support staff	455	455 * 5 = 2275	1542	3.39	67.78
5	Quality of the course curriculum : Honours	455	455 * 5 = 2275	1611	3.54	70.81
7	Co-curricular and extra-curricular activities	455	455 * 5 = 2275	1674	3.68	73.58
8	Level of fulfillment of your expectations during the last three years	455	455 * 5 = 2275	1216	2.67	53.45

FusionCharts v3.2 Evaluation

All Feedback Evaluation Marks
For the Department : CMEA



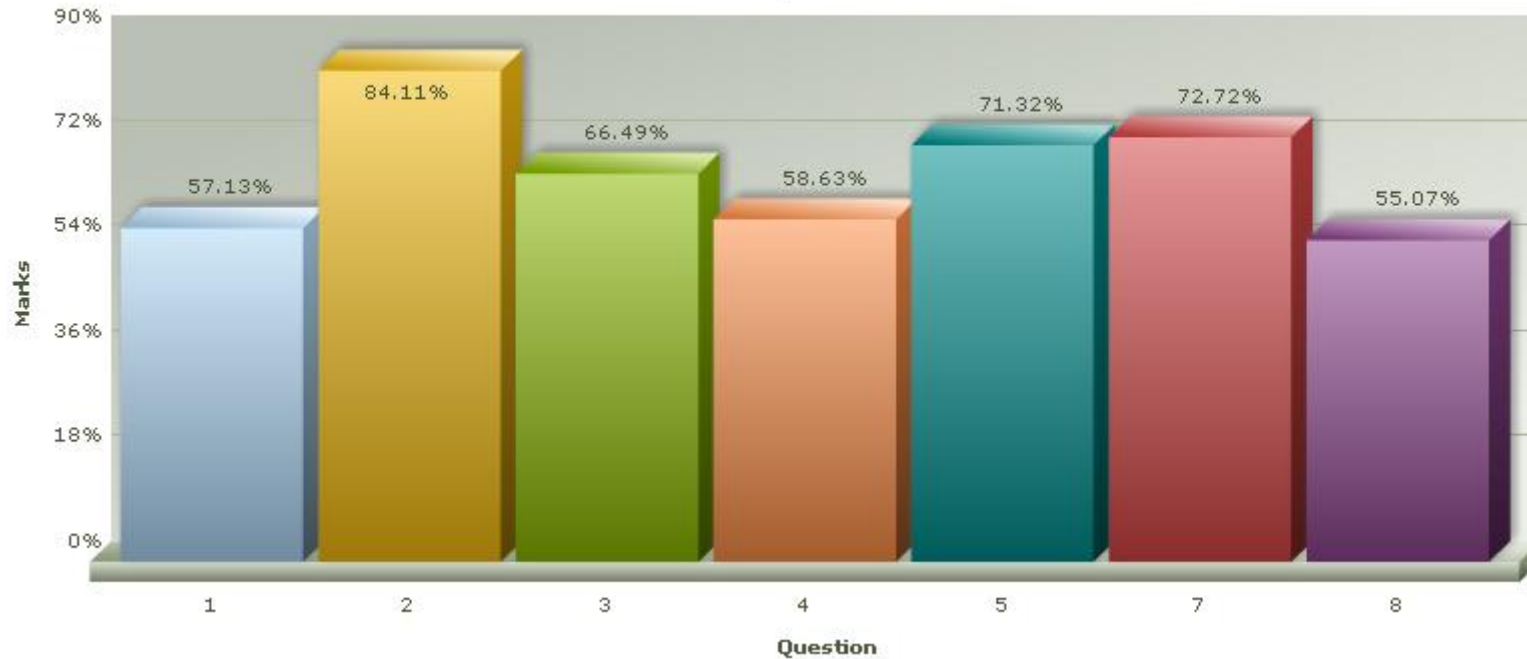
ST. XAVIER'S COLLEGE [AUTONOMOUS] , KOLKATA

2nd Year Feedback Analysis for the Department : COMA of Session : 2020-2021

Sl.No	Question	No of Students Evaluating	Evaluated out of	Evaluation Marks	Average Marks	Percentage
1	Over-all experience about the teaching-learning process in the college	613	613 * 5 = 3065	1751	2.86	57.13
2	Library facilities available in the college	613	613 * 5 = 3065	2578	4.21	84.11
3	Infrastructural facilities offered by the college	613	613 * 5 = 3065	2038	3.32	66.49
4	Experience with the office and support staff	613	613 * 5 = 3065	1797	2.93	58.63
5	Quality of the course curriculum : Honours	613	613 * 5 = 3065	2186	3.57	71.32
7	Co-curricular and extra-curricular activities	613	613 * 5 = 3065	2229	3.64	72.72
8	Level of fulfillment of your expectations during the last three years	613	613 * 5 = 3065	1688	2.75	55.07

FusionCharts v3.2 Evaluation

All Feedback Evaluation Marks
For the Department : COMA



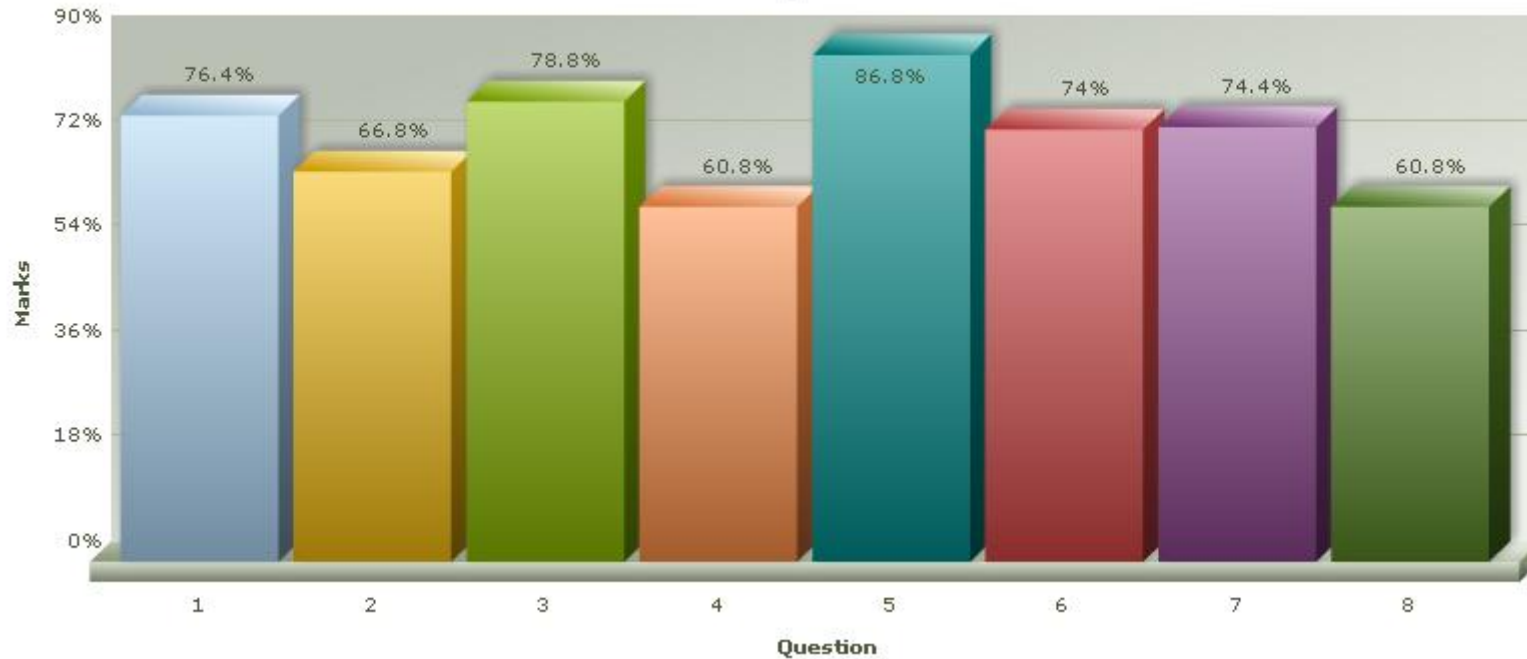
ST. XAVIER'S COLLEGE [AUTONOMOUS] , KOLKATA

3rd Year Feedback Analysis for the Department : ENGA of Session : 2020-2021

Sl.No	Question	No of Students Evaluating	Evaluated out of	Evaluation Marks	Average Marks	Percentage
1	Over-all experience about the teaching-learning process in the college	50	50 * 5 = 250	191	3.82	76.4
2	Library facilities available in the college	50	50 * 5 = 250	167	3.34	66.8
3	Infrastructural facilities offered by the college	50	50 * 5 = 250	197	3.94	78.8
4	Experience with the office and support staff	50	50 * 5 = 250	152	3.04	60.8
5	Quality of the course curriculum : Honours	50	50 * 5 = 250	217	4.34	86.8
6	Quality of the course curriculum : General / Ancillary	50	50 * 5 = 250	185	3.7	74
7	Co-curricular and extra-curricular activities	50	50 * 5 = 250	186	3.72	74.4
8	Level of fulfillment of your expectations during the last three years	50	50 * 5 = 250	152	3.04	60.8

FusionCharts v3.2 Evaluation

All Feedback Evaluation Marks
For the Department : ENGA



ST. XAVIER'S COLLEGE [AUTONOMOUS] , KOLKATA

2nd Year Feedback Analysis for the Department : MNCB of Session : 2020-2021

Sl.No	Question	No of Students Evaluating	Evaluated out of	Evaluation Marks	Average Marks	Percentage
1	Over-all experience about the teaching-learning process in the college	25	25 * 5 = 125	103	4.12	82.4
2	Library facilities available in the college	25	25 * 5 = 125	91	3.64	72.8
3	Infrastructural facilities offered by the college	25	25 * 5 = 125	79	3.16	63.2
4	Experience with the office and support staff	25	25 * 5 = 125	90	3.6	72
5	Quality of the course curriculum : Honours	25	25 * 5 = 125	102	4.08	81.6
6	Quality of the course curriculum : General / Ancillary	25	25 * 5 = 125	84	3.36	67.2
7	Co-curricular and extra-curricular activities	25	25 * 5 = 125	92	3.68	73.6
8	Level of fulfillment of your expectations during the last three years	25	25 * 5 = 125	80	3.2	64

FusionCharts v3.2 Evaluation

