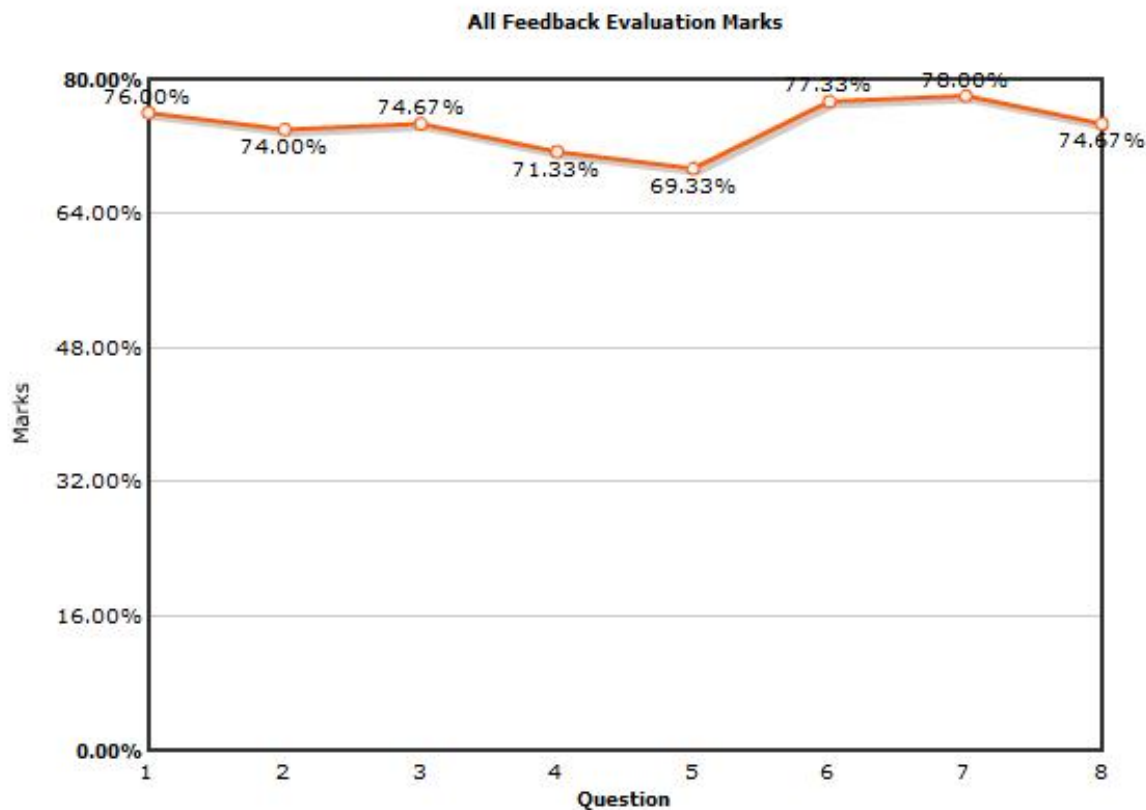


ST. XAVIER'S COLLEGE (AUTONOMOUS) , KOLKATA

Feedback Analysis for the Department : BAGG of Session : 2021-2022

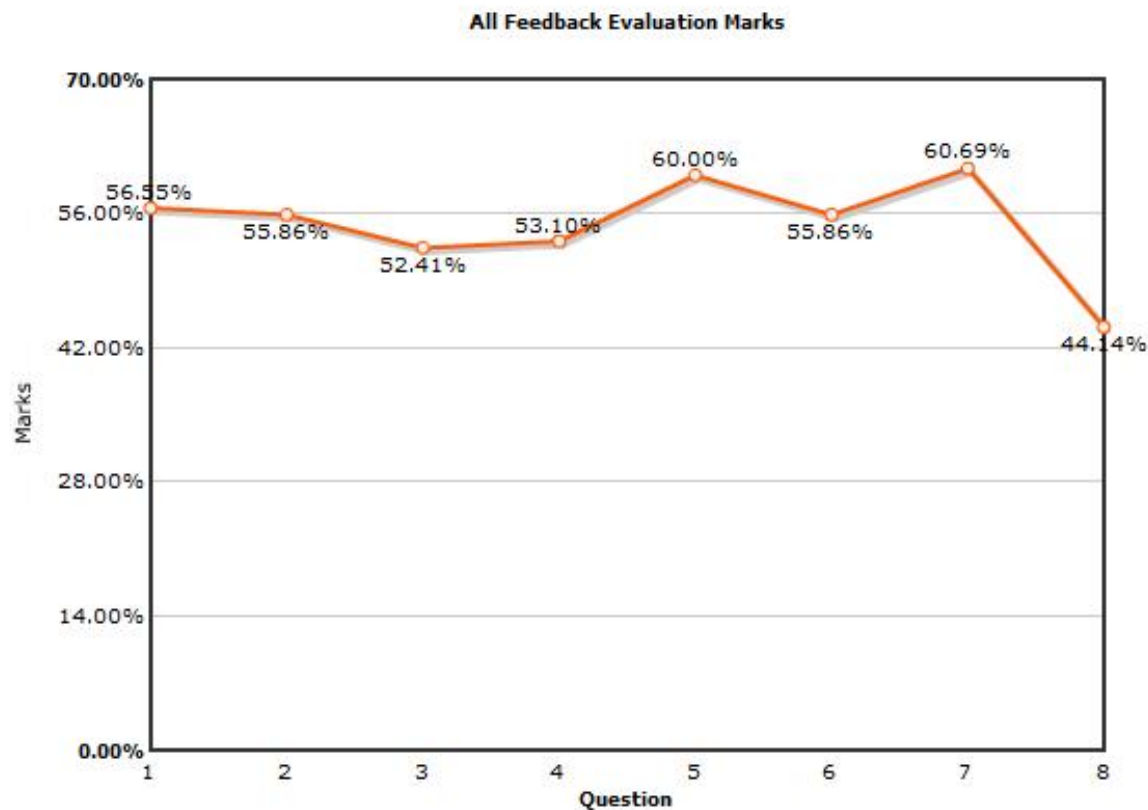
Sl.No	Question	No of Students Evaluating	Evaluated out of	Evaluation Marks	Average Marks	Percentage
1	Over-all experience about the teaching-learning process in the college	30	30 * 5 = 150	114	3.8	76
2	Library facilities available in the college	30	30 * 5 = 150	111	3.7	74
3	Infrastructural facilities offered by the college	30	30 * 5 = 150	112	3.73	74.67
4	Experience with the office and support staff	30	30 * 5 = 150	107	3.57	71.33
5	Quality of the course curriculum : Honours	30	30 * 5 = 150	104	3.47	69.33
6	Quality of the course curriculum : General / Ancillary	30	30 * 5 = 150	116	3.87	77.33
7	Co-curricular and extra-curricular activities	30	30 * 5 = 150	117	3.9	78
8	Level of fulfillment of your expectations during the last three years	30	30 * 5 = 150	112	3.73	74.67



ST. XAVIER'S COLLEGE (AUTONOMOUS) , KOLKATA

Feedback Analysis for the Department : BMBT of Session : 2021-2022

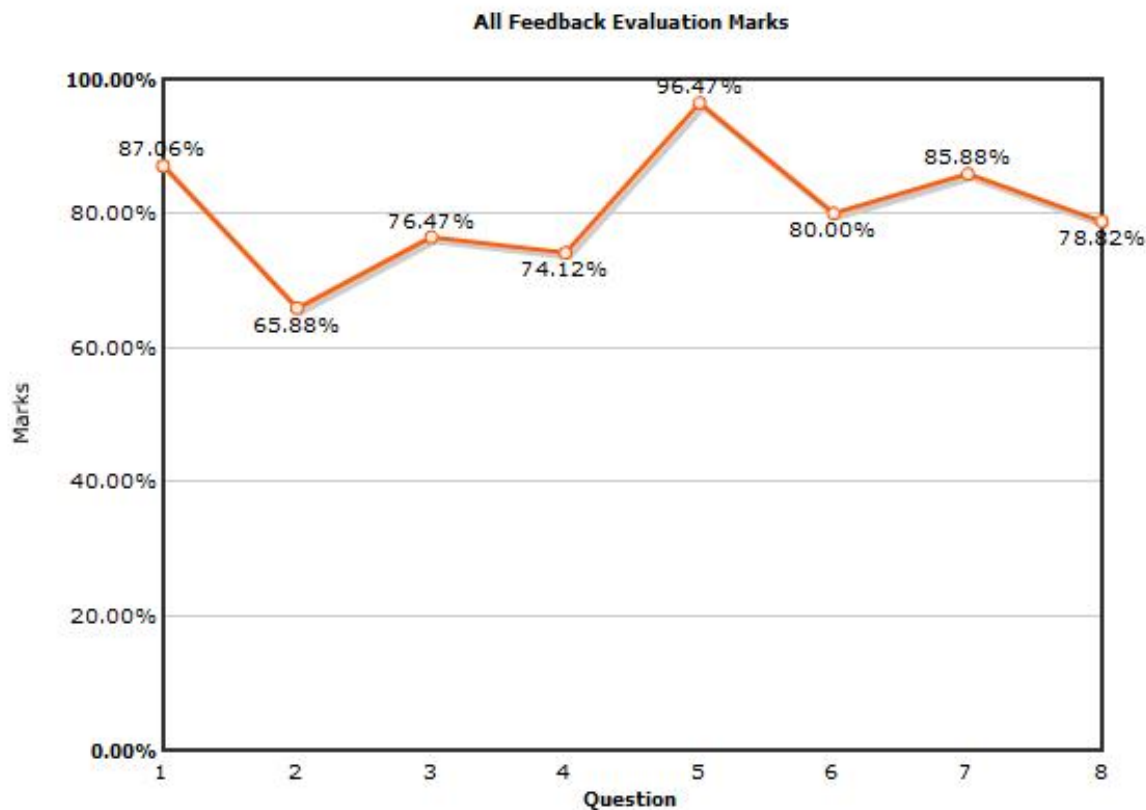
Sl.No	Question	No of Students Evaluating	Evaluated out of	Evaluation Marks	Average Marks	Percentage
1	Over-all experience about the teaching-learning process in the college	29	29 * 5 = 145	82	2.83	56.55
2	Library facilities available in the college	29	29 * 5 = 145	81	2.79	55.86
3	Infrastructural facilities offered by the college	29	29 * 5 = 145	76	2.62	52.41
4	Experience with the office and support staff	29	29 * 5 = 145	77	2.66	53.1
5	Quality of the course curriculum : Honours	29	29 * 5 = 145	87	3	60
6	Quality of the course curriculum : General / Ancillary	29	29 * 5 = 145	81	2.79	55.86
7	Co-curricular and extra-curricular activities	29	29 * 5 = 145	88	3.03	60.69
8	Level of fulfillment of your expectations during the last three years	29	29 * 5 = 145	64	2.21	44.14



ST. XAVIER'S COLLEGE (AUTONOMOUS) , KOLKATA

Feedback Analysis for the Department : BNGA of Session : 2021-2022

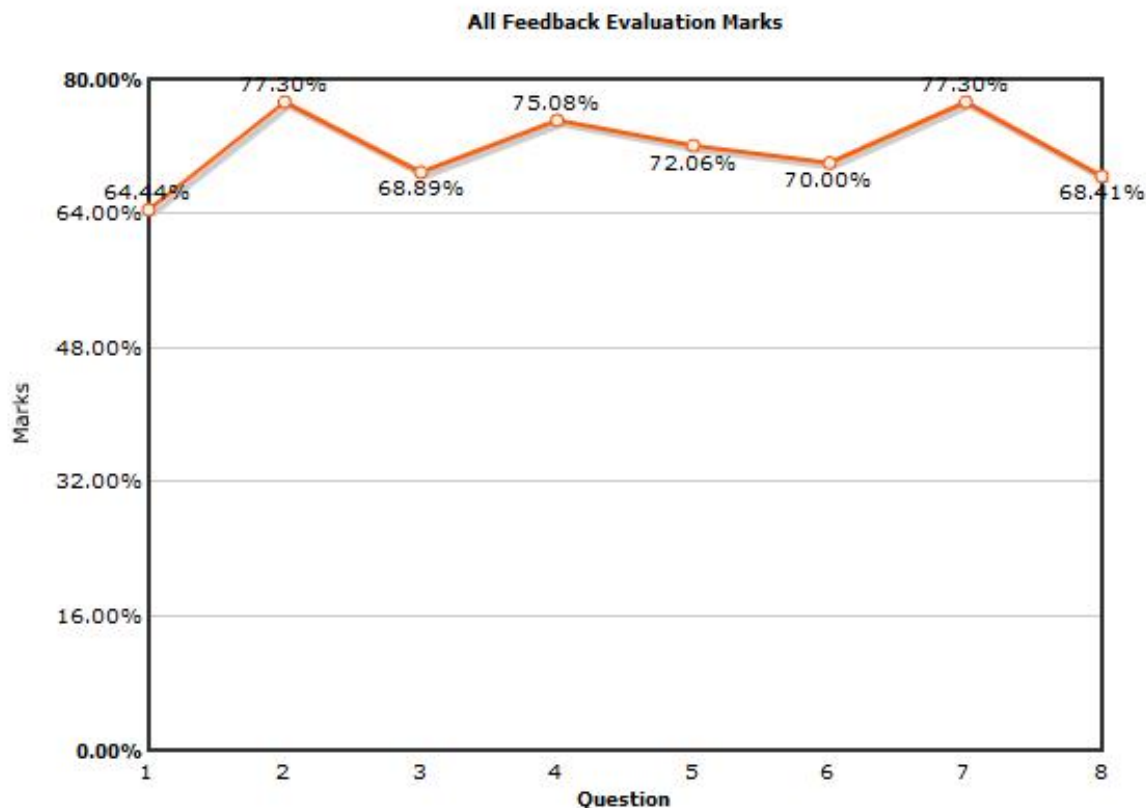
Sl.No	Question	No of Students Evaluating	Evaluated out of	Evaluation Marks	Average Marks	Percentage
1	Over-all experience about the teaching-learning process in the college	17	17 * 5 = 85	74	4.35	87.06
2	Library facilities available in the college	17	17 * 5 = 85	56	3.29	65.88
3	Infrastructural facilities offered by the college	17	17 * 5 = 85	65	3.82	76.47
4	Experience with the office and support staff	17	17 * 5 = 85	63	3.71	74.12
5	Quality of the course curriculum : Honours	17	17 * 5 = 85	82	4.82	96.47
6	Quality of the course curriculum : General / Ancillary	17	17 * 5 = 85	68	4	80
7	Co-curricular and extra-curricular activities	17	17 * 5 = 85	73	4.29	85.88
8	Level of fulfillment of your expectations during the last three years	17	17 * 5 = 85	67	3.94	78.82



ST. XAVIER'S COLLEGE (AUTONOMOUS) , KOLKATA

Feedback Analysis for the Department : BOMS of Session : 2021-2022

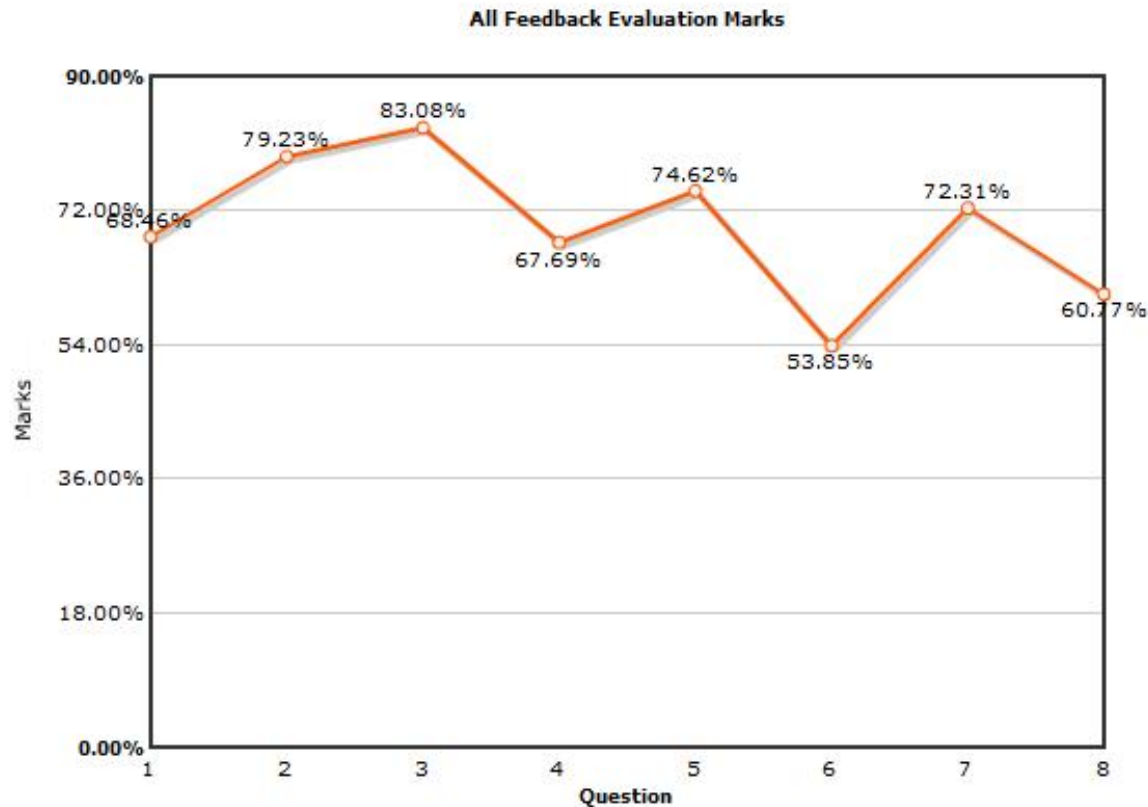
Sl.No	Question	No of Students Evaluating	Evaluated out of	Evaluation Marks	Average Marks	Percentage
1	Over-all experience about the teaching-learning process in the college	126	126 * 5 = 630	406	3.22	64.44
2	Library facilities available in the college	126	126 * 5 = 630	487	3.87	77.3
3	Infrastructural facilities offered by the college	126	126 * 5 = 630	434	3.44	68.89
4	Experience with the office and support staff	126	126 * 5 = 630	473	3.75	75.08
5	Quality of the course curriculum : Honours	126	126 * 5 = 630	454	3.6	72.06
6	Quality of the course curriculum : General / Ancillary	126	126 * 5 = 630	441	3.5	70
7	Co-curricular and extra-curricular activities	126	126 * 5 = 630	487	3.87	77.3
8	Level of fulfillment of your expectations during the last three years	126	126 * 5 = 630	431	3.42	68.41



ST. XAVIER'S COLLEGE (AUTONOMOUS) , KOLKATA

Feedback Analysis for the Department : CEMA of Session : 2021-2022

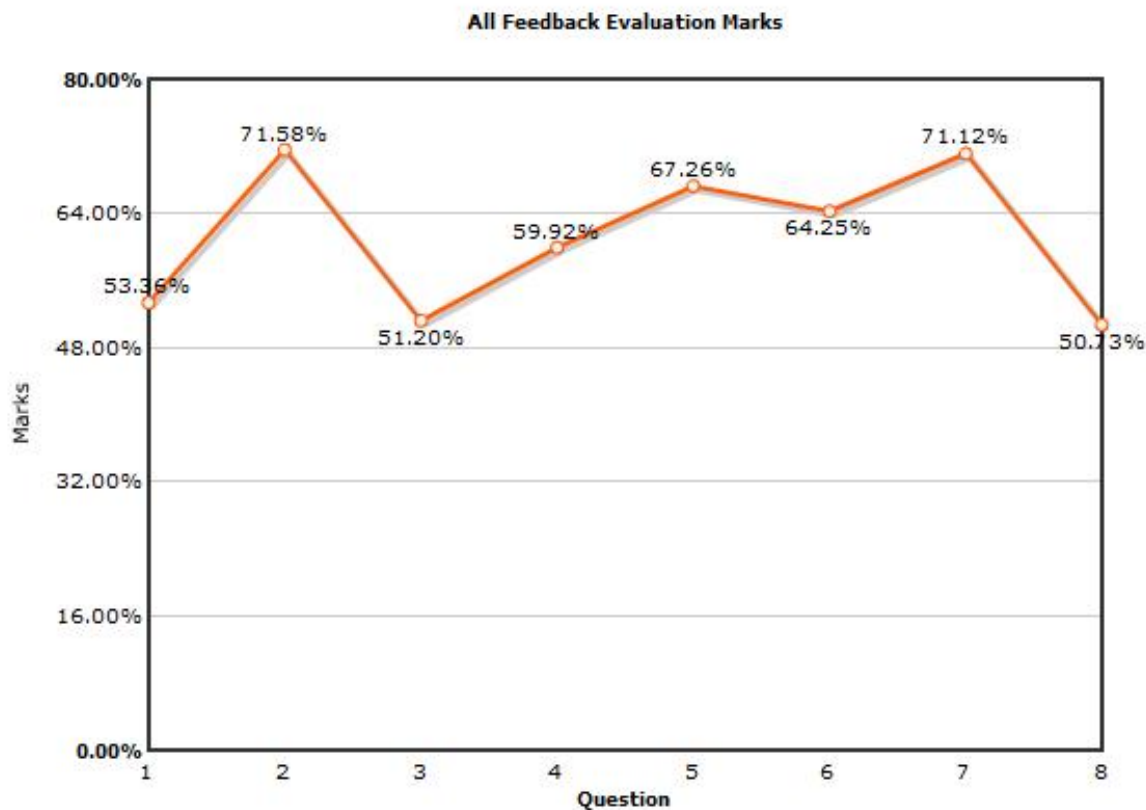
Sl.No	Question	No of Students Evaluating	Evaluated out of	Evaluation Marks	Average Marks	Percentage
1	Over-all experience about the teaching-learning process in the college	26	26 * 5 = 130	89	3.42	68.46
2	Library facilities available in the college	26	26 * 5 = 130	103	3.96	79.23
3	Infrastructural facilities offered by the college	26	26 * 5 = 130	108	4.15	83.08
4	Experience with the office and support staff	26	26 * 5 = 130	88	3.38	67.69
5	Quality of the course curriculum : Honours	26	26 * 5 = 130	97	3.73	74.62
6	Quality of the course curriculum : General / Ancillary	26	26 * 5 = 130	70	2.69	53.85
7	Co-curricular and extra-curricular activities	26	26 * 5 = 130	94	3.62	72.31
8	Level of fulfillment of your expectations during the last three years	26	26 * 5 = 130	79	3.04	60.77



ST. XAVIER'S COLLEGE (AUTONOMOUS) , KOLKATA

Feedback Analysis for the Department : CMEA of Session : 2021-2022

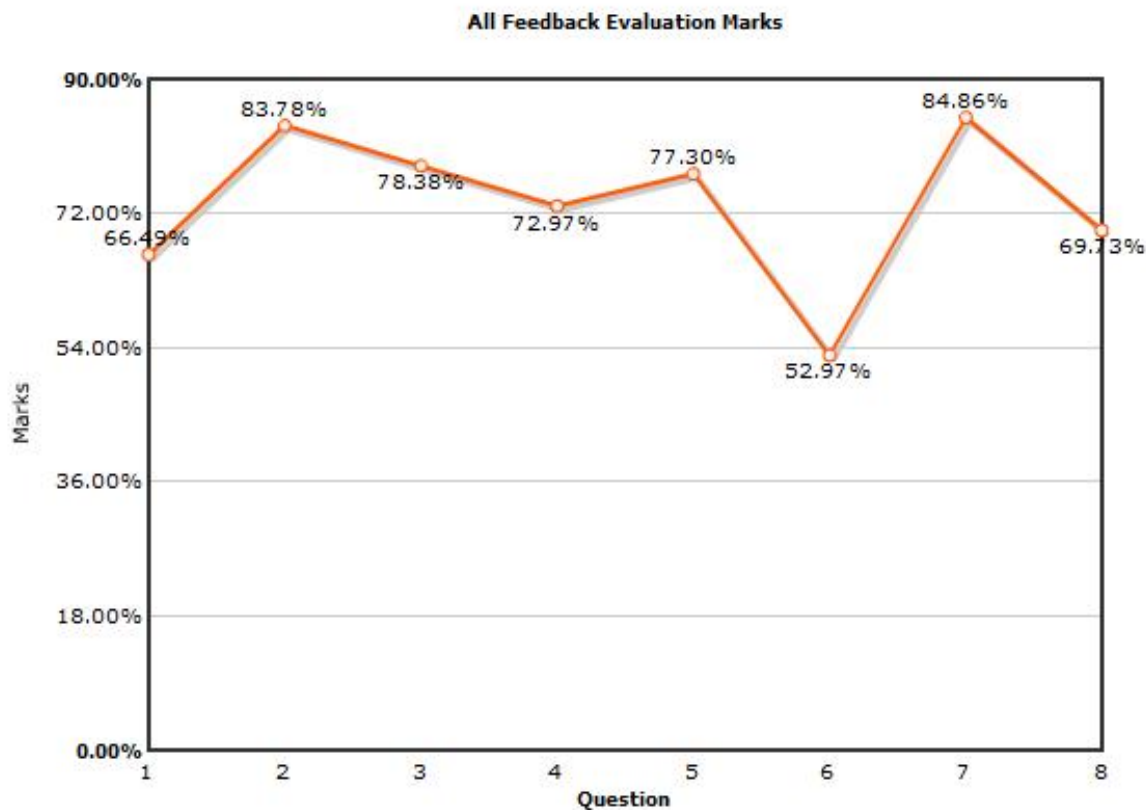
Sl.No	Question	No of Students Evaluating	Evaluated out of	Evaluation Marks	Average Marks	Percentage
1	Over-all experience about the teaching-learning process in the college	259	259 * 5 = 1295	691	2.67	53.36
2	Library facilities available in the college	259	259 * 5 = 1295	927	3.58	71.58
3	Infrastructural facilities offered by the college	259	259 * 5 = 1295	663	2.56	51.2
4	Experience with the office and support staff	259	259 * 5 = 1295	776	3	59.92
5	Quality of the course curriculum : Honours	259	259 * 5 = 1295	871	3.36	67.26
6	Quality of the course curriculum : General / Ancillary	259	259 * 5 = 1295	832	3.21	64.25
7	Co-curricular and extra-curricular activities	259	259 * 5 = 1295	921	3.56	71.12
8	Level of fulfillment of your expectations during the last three years	259	259 * 5 = 1295	657	2.54	50.73



ST. XAVIER'S COLLEGE (AUTONOMOUS) , KOLKATA

Feedback Analysis for the Department : CMSA of Session : 2021-2022

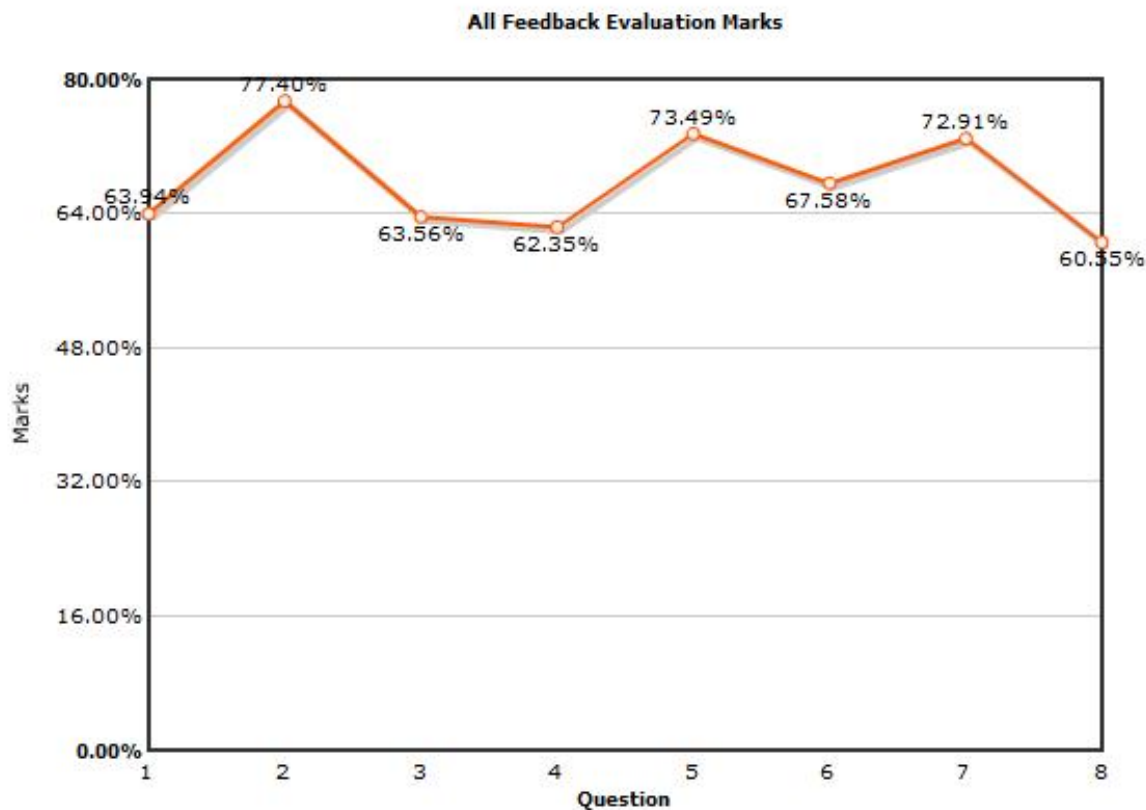
Sl.No	Question	No of Students Evaluating	Evaluated out of	Evaluation Marks	Average Marks	Percentage
1	Over-all experience about the teaching-learning process in the college	37	37 * 5 = 185	123	3.32	66.49
2	Library facilities available in the college	37	37 * 5 = 185	155	4.19	83.78
3	Infrastructural facilities offered by the college	37	37 * 5 = 185	145	3.92	78.38
4	Experience with the office and support staff	37	37 * 5 = 185	135	3.65	72.97
5	Quality of the course curriculum : Honours	37	37 * 5 = 185	143	3.86	77.30
6	Quality of the course curriculum : General / Ancillary	37	37 * 5 = 185	98	2.65	52.97
7	Co-curricular and extra-curricular activities	37	37 * 5 = 185	157	4.24	84.86
8	Level of fulfillment of your expectations during the last three years	37	37 * 5 = 185	129	3.49	69.73



ST. XAVIER'S COLLEGE (AUTONOMOUS) , KOLKATA

Feedback Analysis for the Department : COMA of Session : 2021-2022

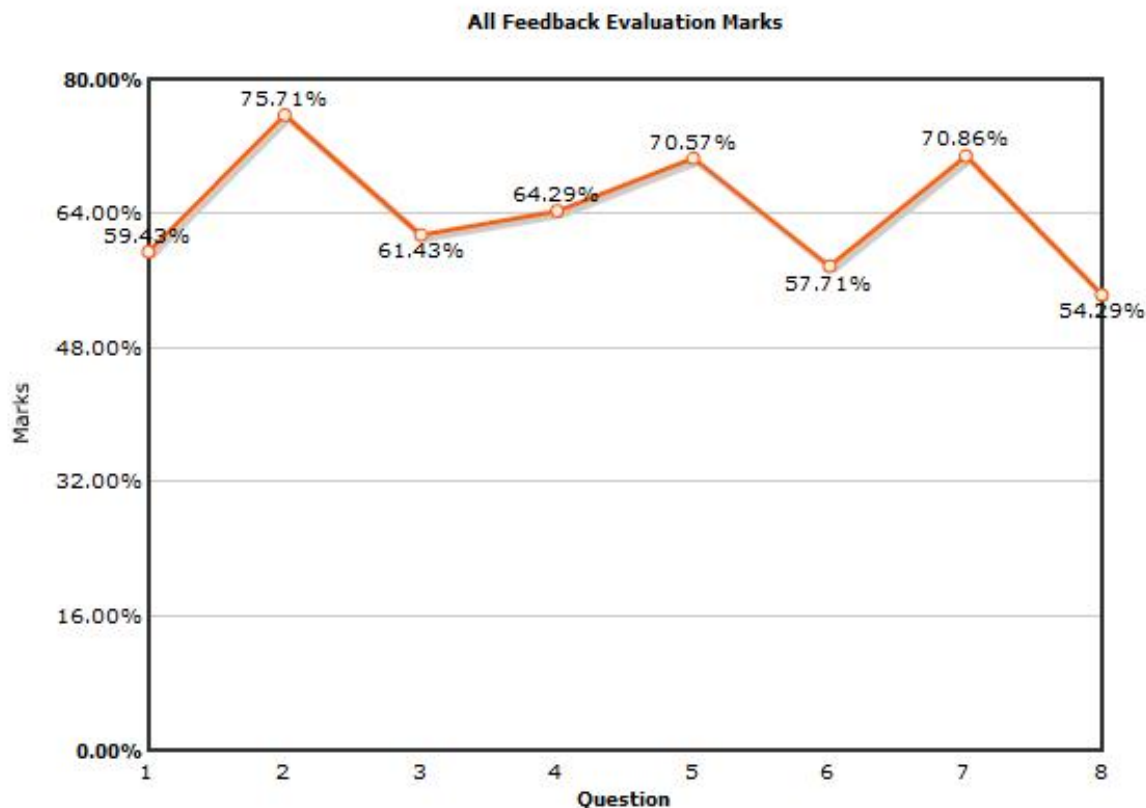
Sl.No	Question	No of Students Evaluating	Evaluated out of	Evaluation Marks	Average Marks	Percentage
1	Over-all experience about the teaching-learning process in the college	578	578 * 5 = 2890	1848	3.2	63.94
2	Library facilities available in the college	578	578 * 5 = 2890	2237	3.87	77.4
3	Infrastructural facilities offered by the college	578	578 * 5 = 2890	1837	3.18	63.56
4	Experience with the office and support staff	578	578 * 5 = 2890	1802	3.12	62.35
5	Quality of the course curriculum : Honours	578	578 * 5 = 2890	2124	3.67	73.49
6	Quality of the course curriculum : General / Ancillary	578	578 * 5 = 2890	1953	3.38	67.58
7	Co-curricular and extra-curricular activities	578	578 * 5 = 2890	2107	3.65	72.91
8	Level of fulfillment of your expectations during the last three years	578	578 * 5 = 2890	1750	3.03	60.55



ST. XAVIER'S COLLEGE (AUTONOMOUS) , KOLKATA

Feedback Analysis for the Department : ECOA of Session : 2021-2022

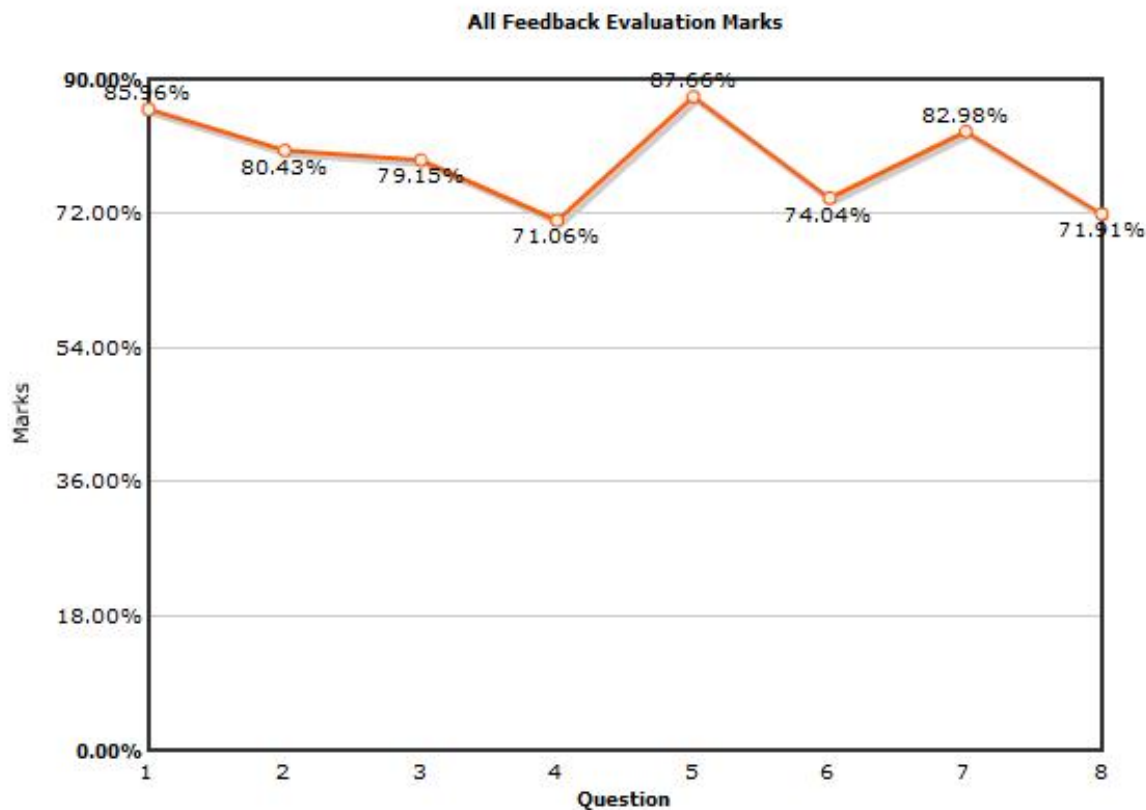
Sl.No	Question	No of Students Evaluating	Evaluated out of	Evaluation Marks	Average Marks	Percentage
1	Over-all experience about the teaching-learning process in the college	70	70 * 5 = 350	208	2.97	59.43
2	Library facilities available in the college	70	70 * 5 = 350	265	3.79	75.71
3	Infrastructural facilities offered by the college	70	70 * 5 = 350	215	3.07	61.43
4	Experience with the office and support staff	70	70 * 5 = 350	225	3.21	64.29
5	Quality of the course curriculum : Honours	70	70 * 5 = 350	247	3.53	70.57
6	Quality of the course curriculum : General / Ancillary	70	70 * 5 = 350	202	2.89	57.71
7	Co-curricular and extra-curricular activities	70	70 * 5 = 350	248	3.54	70.86
8	Level of fulfillment of your expectations during the last three years	70	70 * 5 = 350	190	2.71	54.29



ST. XAVIER'S COLLEGE (AUTONOMOUS) , KOLKATA

Feedback Analysis for the Department : ENGA of Session : 2021-2022

Sl.No	Question	No of Students Evaluating	Evaluated out of	Evaluation Marks	Average Marks	Percentage
1	Over-all experience about the teaching-learning process in the college	47	47 * 5 = 235	202	4.3	85.96
2	Library facilities available in the college	47	47 * 5 = 235	189	4.02	80.43
3	Infrastructural facilities offered by the college	47	47 * 5 = 235	186	3.96	79.15
4	Experience with the office and support staff	47	47 * 5 = 235	167	3.55	71.06
5	Quality of the course curriculum : Honours	47	47 * 5 = 235	206	4.38	87.66
6	Quality of the course curriculum : General / Ancillary	47	47 * 5 = 235	174	3.7	74.04
7	Co-curricular and extra-curricular activities	47	47 * 5 = 235	195	4.15	82.98
8	Level of fulfillment of your expectations during the last three years	47	47 * 5 = 235	169	3.6	71.91

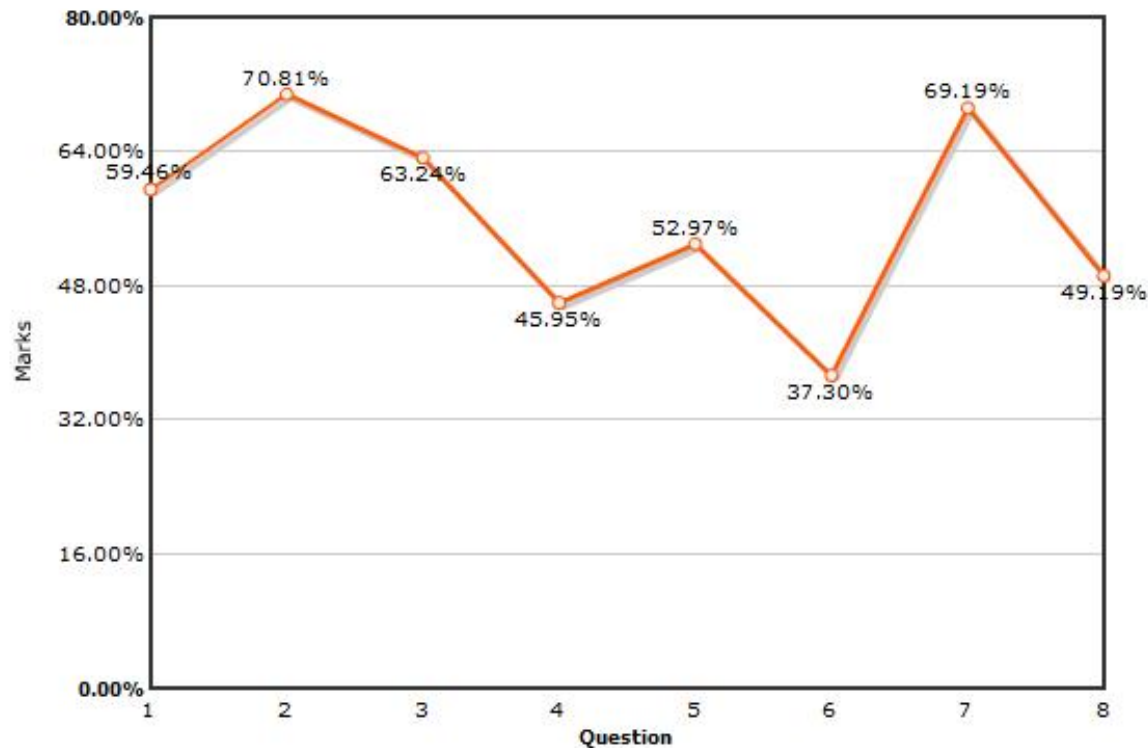


ST. XAVIER'S COLLEGE (AUTONOMOUS) , KOLKATA

Feedback Analysis for the Department : MCBA of Session : 2021-2022

Sl.No	Question	No of Students Evaluating	Evaluated out of	Evaluation Marks	Average Marks	Percentage
1	Over-all experience about the teaching-learning process in the college	37	37 * 5 = 185	110	2.97	59.46
2	Library facilities available in the college	37	37 * 5 = 185	131	3.54	70.81
3	Infrastructural facilities offered by the college	37	37 * 5 = 185	117	3.16	63.24
4	Experience with the office and support staff	37	37 * 5 = 185	85	2.3	45.95
5	Quality of the course curriculum : Honours	37	37 * 5 = 185	98	2.65	52.97
6	Quality of the course curriculum : General / Ancillary	37	37 * 5 = 185	69	1.86	37.3
7	Co-curricular and extra-curricular activities	37	37 * 5 = 185	128	3.46	69.19
8	Level of fulfillment of your expectations during the last three years	37	37 * 5 = 185	91	2.46	49.19

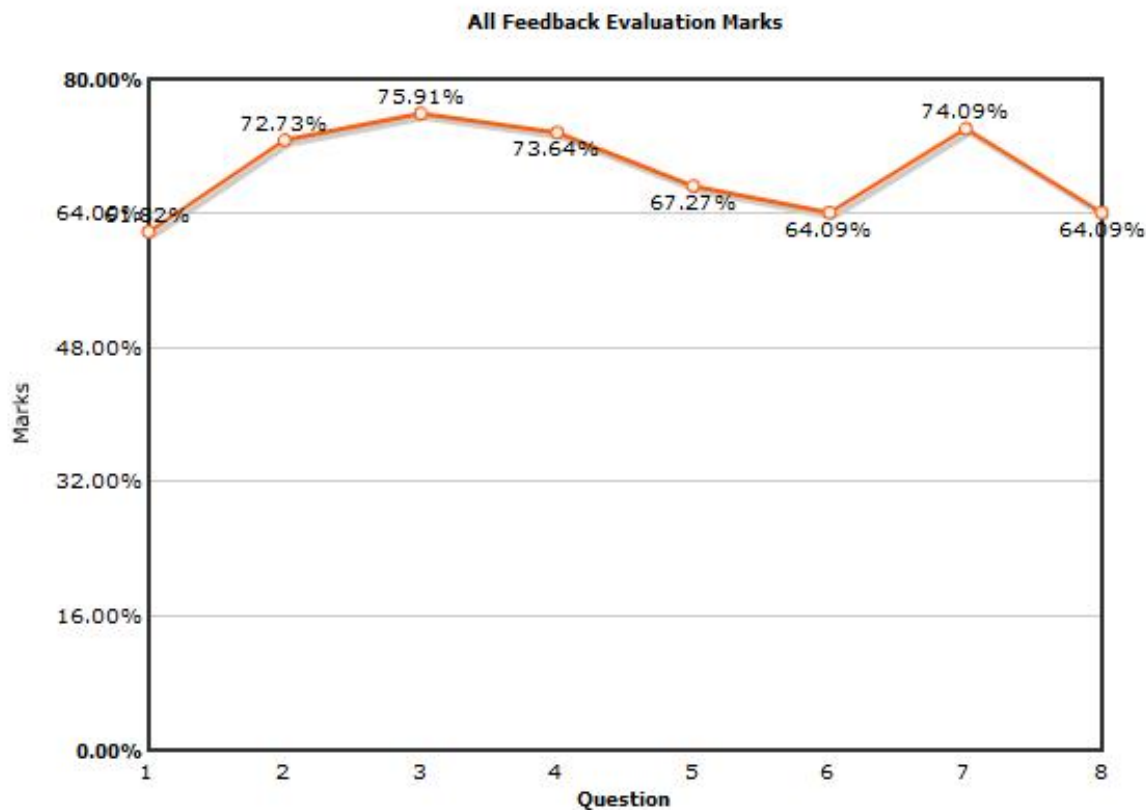
All Feedback Evaluation Marks



ST. XAVIER'S COLLEGE (AUTONOMOUS) , KOLKATA

Feedback Analysis for the Department : MCS of Session : 2021-2022

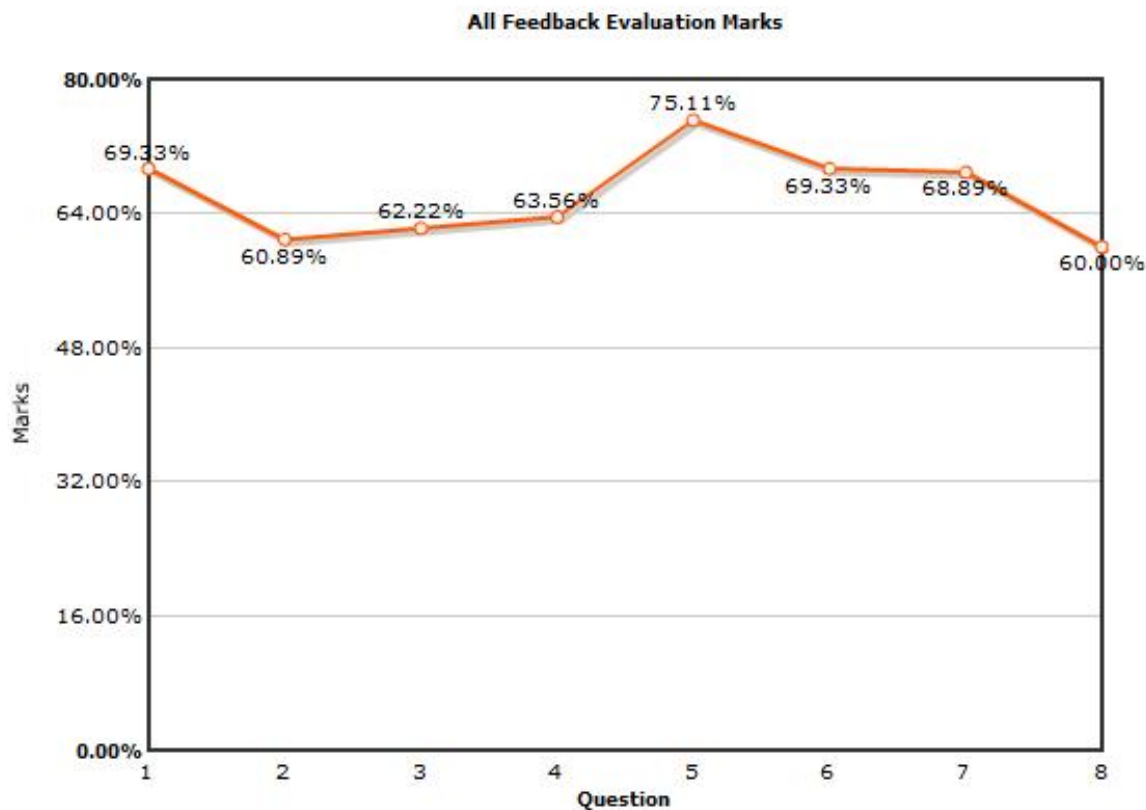
Sl.No	Question	No of Students Evaluating	Evaluated out of	Evaluation Marks	Average Marks	Percentage
1	Over-all experience about the teaching-learning process in the college	44	44 * 5 = 220	136	3.09	61.82
2	Library facilities available in the college	44	44 * 5 = 220	160	3.64	72.73
3	Infrastructural facilities offered by the college	44	44 * 5 = 220	167	3.8	75.91
4	Experience with the office and support staff	44	44 * 5 = 220	162	3.68	73.64
5	Quality of the course curriculum : Honours	44	44 * 5 = 220	148	3.36	67.27
6	Quality of the course curriculum : General / Ancillary	44	44 * 5 = 220	141	3.2	64.09
7	Co-curricular and extra-curricular activities	44	44 * 5 = 220	163	3.7	74.09
8	Level of fulfillment of your expectations during the last three years	44	44 * 5 = 220	141	3.2	64.09



ST. XAVIER'S COLLEGE (AUTONOMOUS) , KOLKATA

Feedback Analysis for the Department : MCVA of Session : 2021-2022

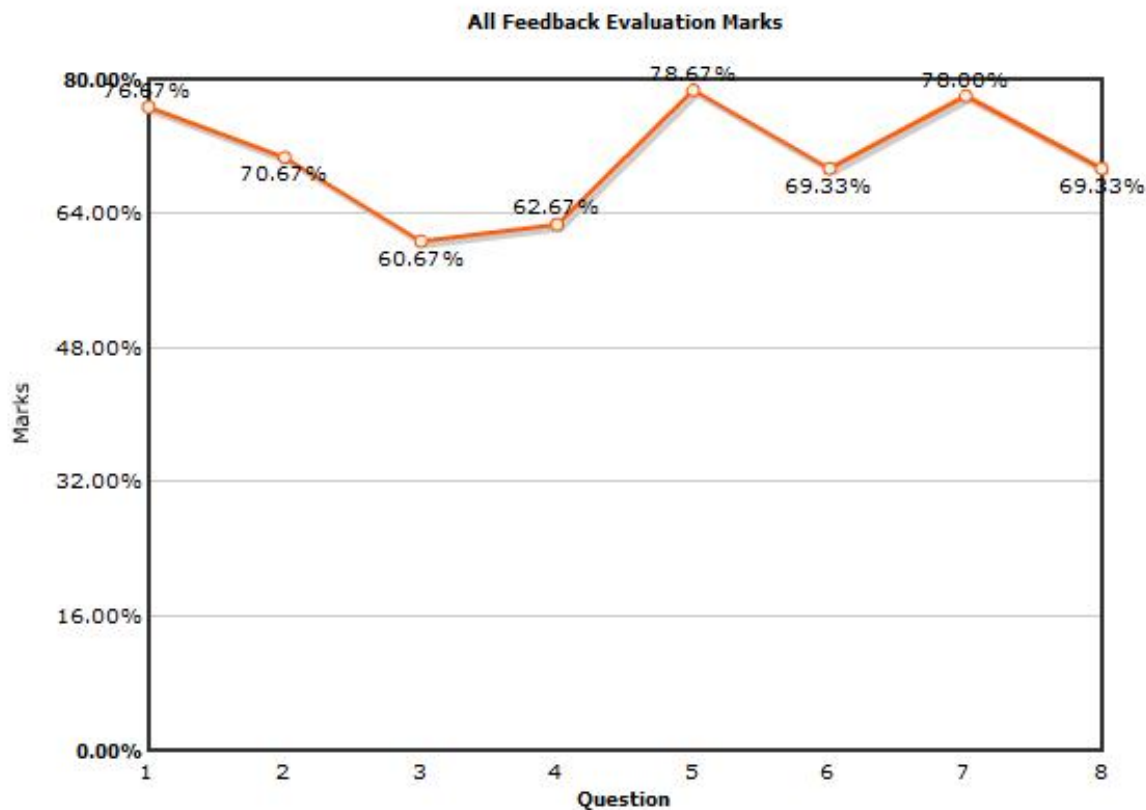
Sl.No	Question	No of Students Evaluating	Evaluated out of	Evaluation Marks	Average Marks	Percentage
1	Over-all experience about the teaching-learning process in the college	45	45 * 5 = 225	156	3.47	69.33
2	Library facilities available in the college	45	45 * 5 = 225	137	3.04	60.89
3	Infrastructural facilities offered by the college	45	45 * 5 = 225	140	3.11	62.22
4	Experience with the office and support staff	45	45 * 5 = 225	143	3.18	63.56
5	Quality of the course curriculum : Honours	45	45 * 5 = 225	169	3.76	75.11
6	Quality of the course curriculum : General / Ancillary	45	45 * 5 = 225	156	3.47	69.33
7	Co-curricular and extra-curricular activities	45	45 * 5 = 225	155	3.44	68.89
8	Level of fulfillment of your expectations during the last three years	45	45 * 5 = 225	135	3	60



ST. XAVIER'S COLLEGE (AUTONOMOUS) , KOLKATA

Feedback Analysis for the Department : MNCB of Session : 2021-2022

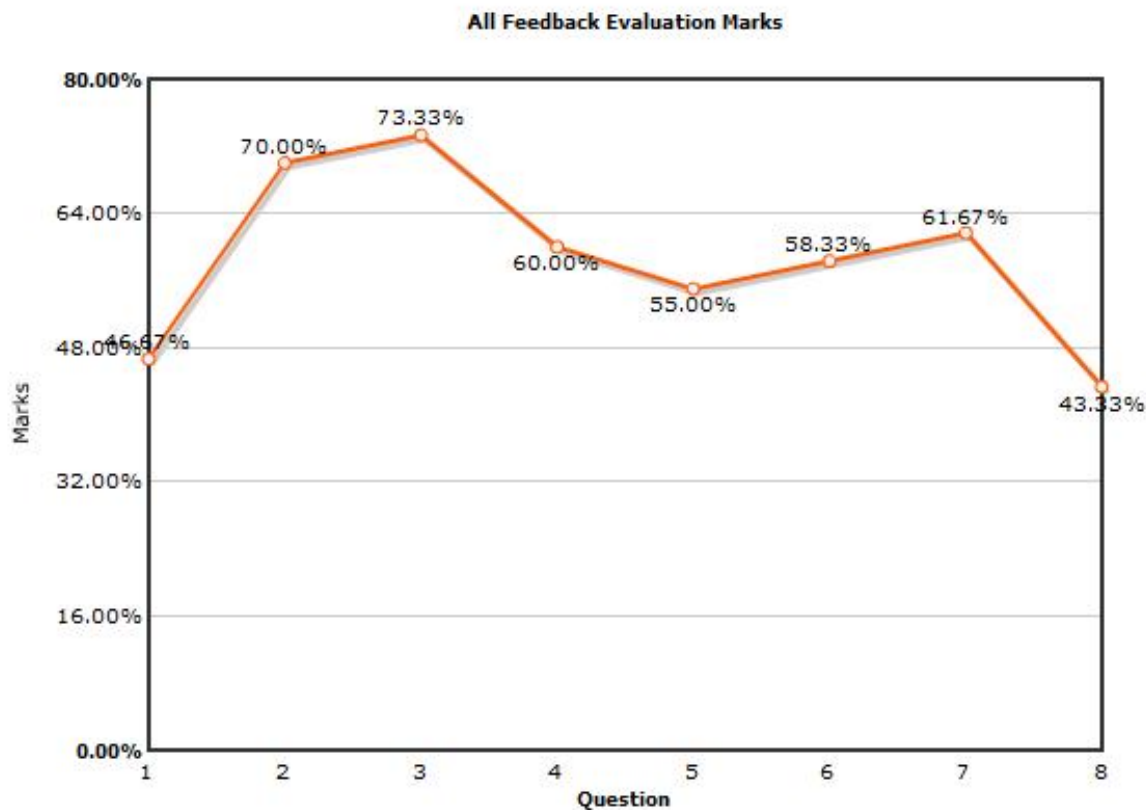
Sl.No	Question	No of Students Evaluating	Evaluated out of	Evaluation Marks	Average Marks	Percentage
1	Over-all experience about the teaching-learning process in the college	30	30 * 5 = 150	115	3.83	76.67
2	Library facilities available in the college	30	30 * 5 = 150	106	3.53	70.67
3	Infrastructural facilities offered by the college	30	30 * 5 = 150	91	3.03	60.67
4	Experience with the office and support staff	30	30 * 5 = 150	94	3.13	62.67
5	Quality of the course curriculum : Honours	30	30 * 5 = 150	118	3.93	78.67
6	Quality of the course curriculum : General / Ancillary	30	30 * 5 = 150	104	3.47	69.33
7	Co-curricular and extra-curricular activities	30	30 * 5 = 150	117	3.9	78
8	Level of fulfillment of your expectations during the last three years	30	30 * 5 = 150	104	3.47	69.33



ST. XAVIER'S COLLEGE (AUTONOMOUS) , KOLKATA

Feedback Analysis for the Department : MMFI of Session : 2021-2022

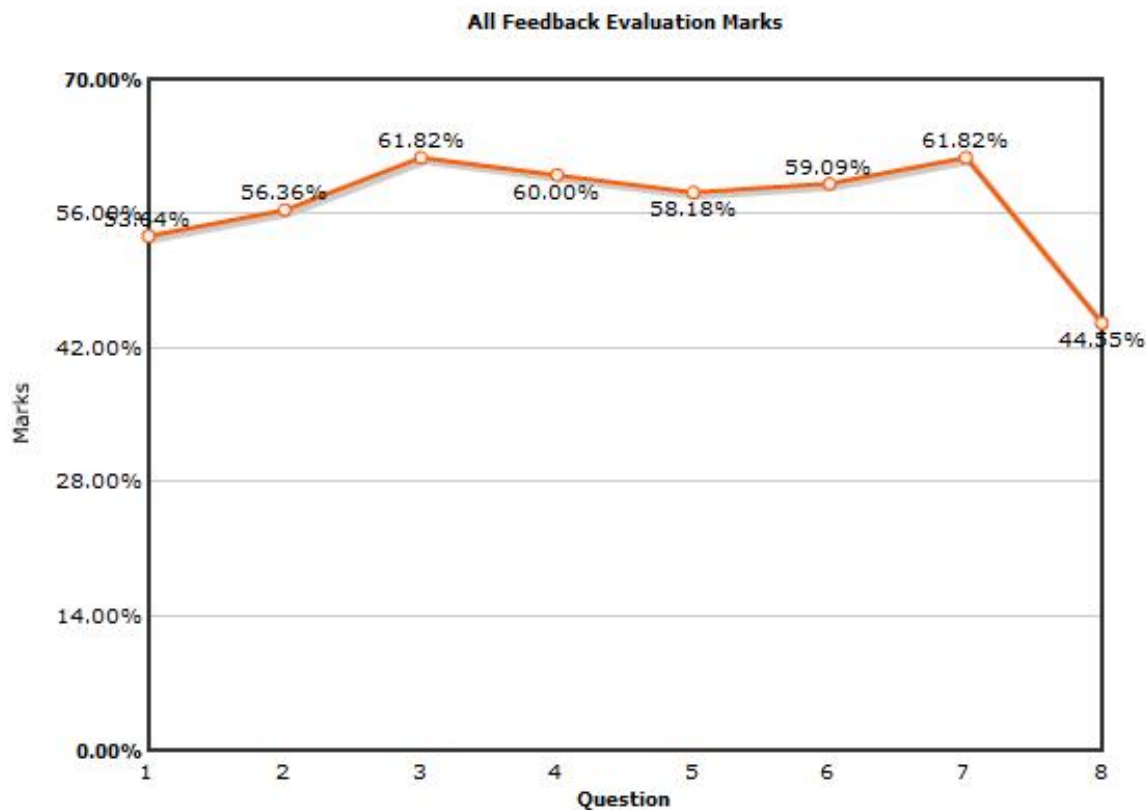
Sl.No	Question	No of Students Evaluating	Evaluated out of	Evaluation Marks	Average Marks	Percentage
1	Over-all experience about the teaching-learning process in the college	12	12 * 5 = 60	28	2.33	46.67
2	Library facilities available in the college	12	12 * 5 = 60	42	3.5	70
3	Infrastructural facilities offered by the college	12	12 * 5 = 60	44	3.67	73.33
4	Experience with the office and support staff	12	12 * 5 = 60	36	3	60
5	Quality of the course curriculum : Honours	12	12 * 5 = 60	33	2.75	55
6	Quality of the course curriculum : General / Ancillary	12	12 * 5 = 60	35	2.92	58.33
7	Co-curricular and extra-curricular activities	12	12 * 5 = 60	37	3.08	61.67
8	Level of fulfillment of your expectations during the last three years	12	12 * 5 = 60	26	2.17	43.33



ST. XAVIER'S COLLEGE (AUTONOMOUS) , KOLKATA

Feedback Analysis for the Department : MPH of Session : 2021-2022

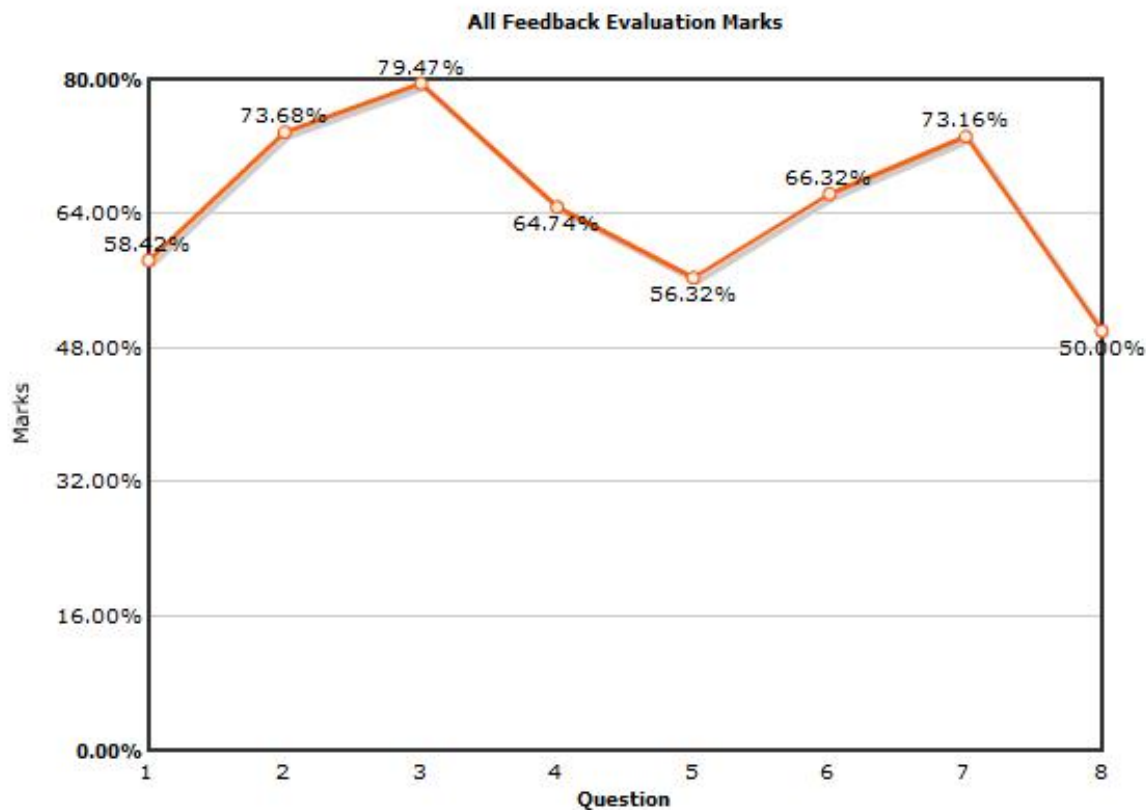
Sl.No	Question	No of Students Evaluating	Evaluated out of	Evaluation Marks	Average Marks	Percentage
1	Over-all experience about the teaching-learning process in the college	22	22 * 5 = 110	59	2.68	53.64
2	Library facilities available in the college	22	22 * 5 = 110	62	2.82	56.36
3	Infrastructural facilities offered by the college	22	22 * 5 = 110	68	3.09	61.82
4	Experience with the office and support staff	22	22 * 5 = 110	66	3	60
5	Quality of the course curriculum : Honours	22	22 * 5 = 110	64	2.91	58.18
6	Quality of the course curriculum : General / Ancillary	22	22 * 5 = 110	65	2.95	59.09
7	Co-curricular and extra-curricular activities	22	22 * 5 = 110	68	3.09	61.82
8	Level of fulfillment of your expectations during the last three years	22	22 * 5 = 110	49	2.23	44.55



ST. XAVIER'S COLLEGE (AUTONOMOUS) , KOLKATA

Feedback Analysis for the Department : MTMA of Session : 2021-2022

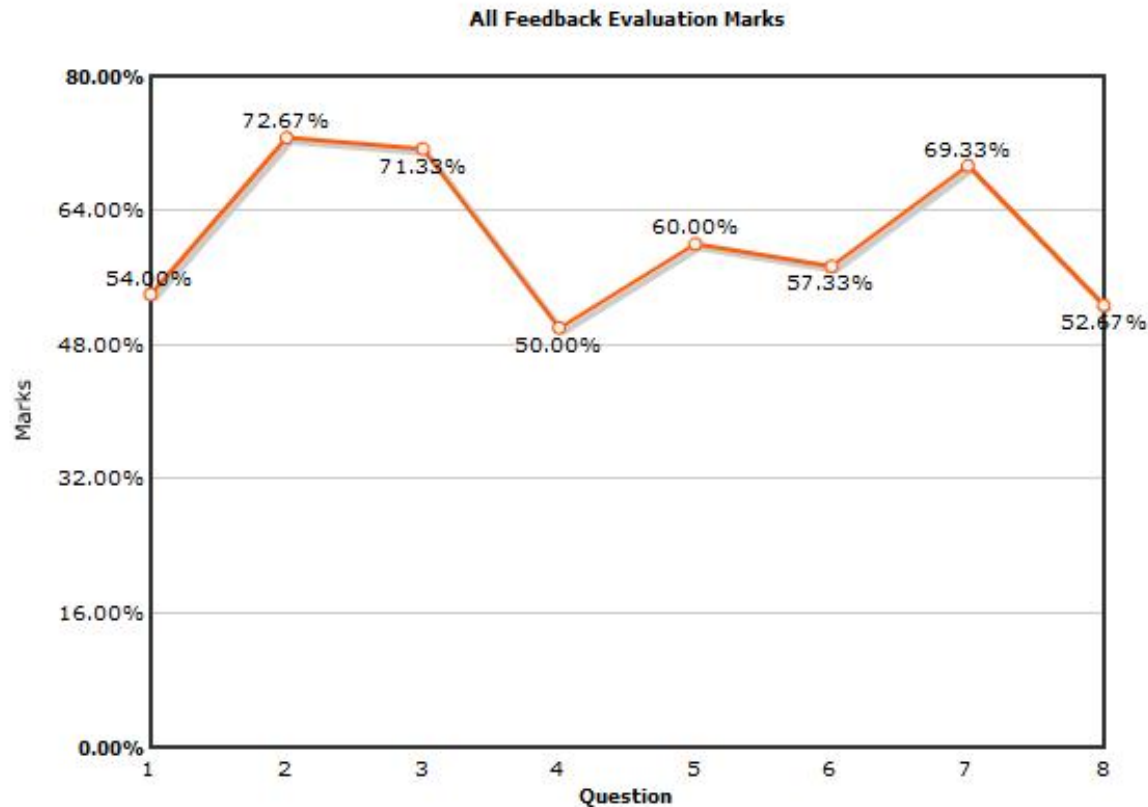
Sl.No	Question	No of Students Evaluating	Evaluated out of	Evaluation Marks	Average Marks	Percentage
1	Over-all experience about the teaching-learning process in the college	38	38 * 5 = 190	111	2.92	58.42
2	Library facilities available in the college	38	38 * 5 = 190	140	3.68	73.68
3	Infrastructural facilities offered by the college	38	38 * 5 = 190	151	3.97	79.47
4	Experience with the office and support staff	38	38 * 5 = 190	123	3.24	64.74
5	Quality of the course curriculum : Honours	38	38 * 5 = 190	107	2.82	56.32
6	Quality of the course curriculum : General / Ancillary	38	38 * 5 = 190	126	3.32	66.32
7	Co-curricular and extra-curricular activities	38	38 * 5 = 190	139	3.66	73.16
8	Level of fulfillment of your expectations during the last three years	38	38 * 5 = 190	95	2.5	50



ST. XAVIER'S COLLEGE (AUTONOMOUS) , KOLKATA

Feedback Analysis for the Department : PHSA of Session : 2021-2022

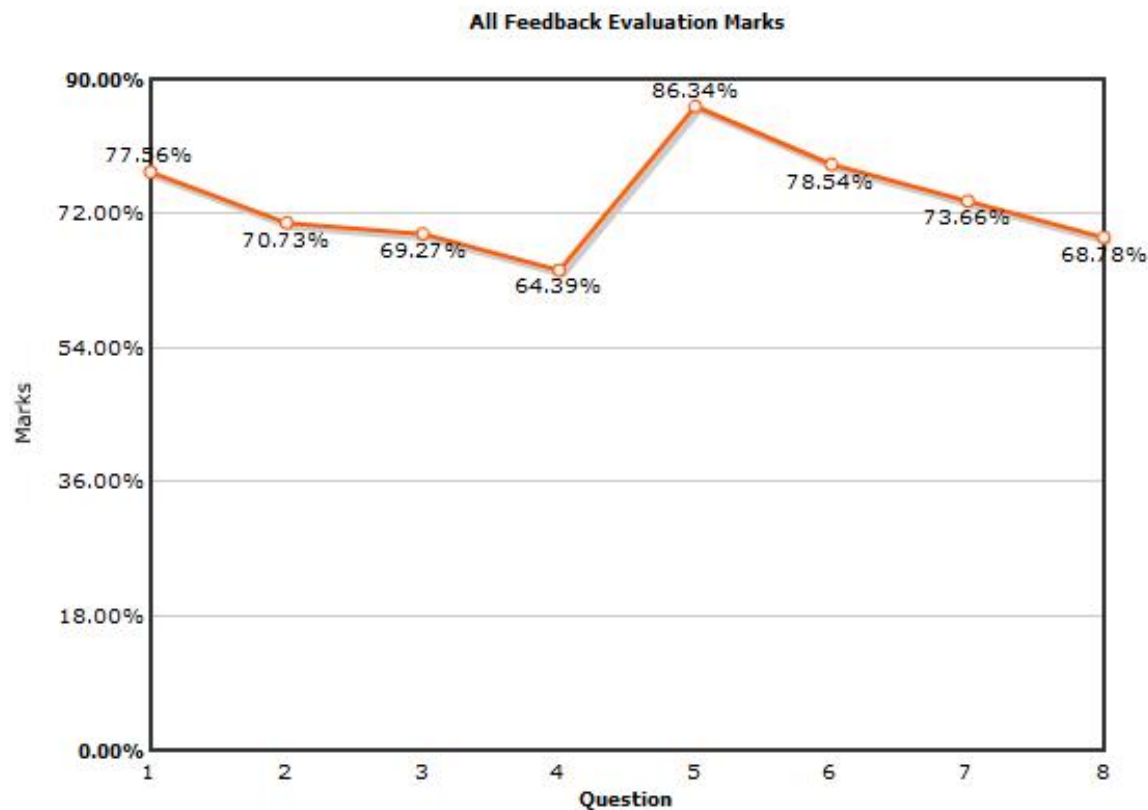
Sl.No	Question	No of Students Evaluating	Evaluated out of	Evaluation Marks	Average Marks	Percentage
1	Over-all experience about the teaching-learning process in the college	30	30 * 5 = 150	81	2.7	54
2	Library facilities available in the college	30	30 * 5 = 150	109	3.63	72.67
3	Infrastructural facilities offered by the college	30	30 * 5 = 150	107	3.57	71.33
4	Experience with the office and support staff	30	30 * 5 = 150	75	2.5	50
5	Quality of the course curriculum : Honours	30	30 * 5 = 150	90	3	60
6	Quality of the course curriculum : General / Ancillary	30	30 * 5 = 150	86	2.87	57.33
7	Co-curricular and extra-curricular activities	30	30 * 5 = 150	104	3.47	69.33
8	Level of fulfillment of your expectations during the last three years	30	30 * 5 = 150	79	2.63	52.67



ST. XAVIER'S COLLEGE (AUTONOMOUS) , KOLKATA

Feedback Analysis for the Department : PLSA of Session : 2021-2022

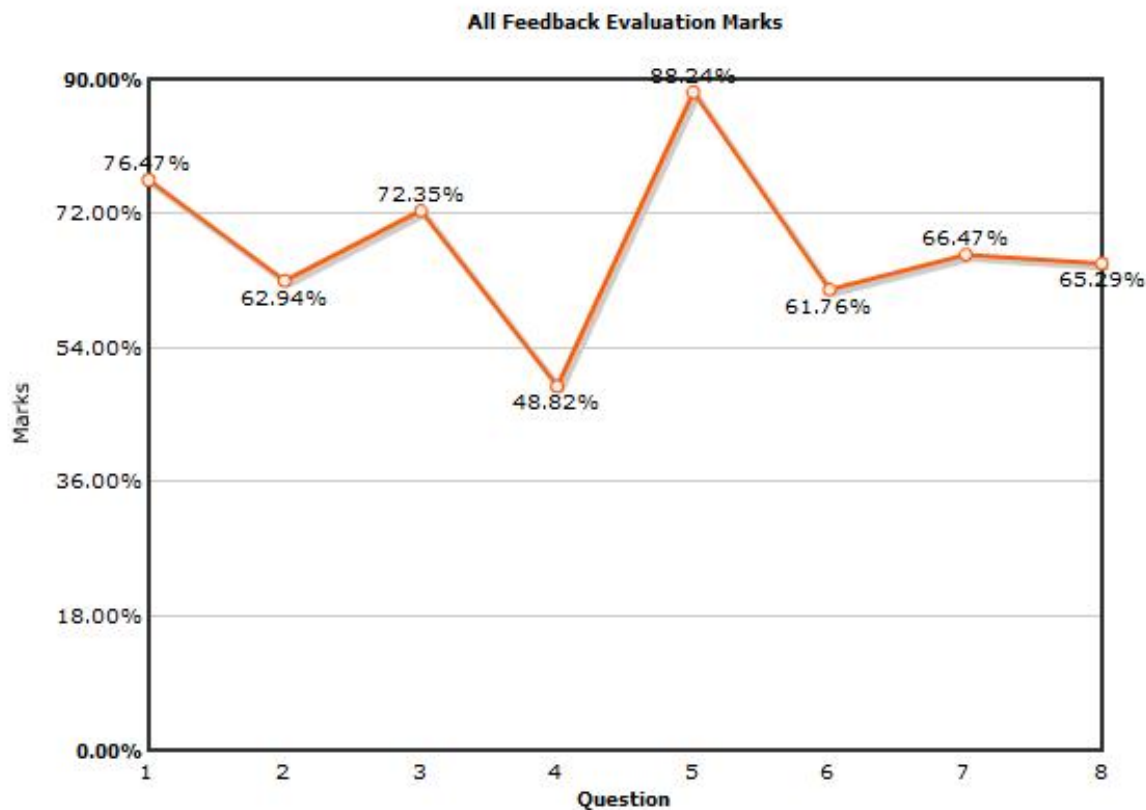
Sl.No	Question	No of Students Evaluating	Evaluated out of	Evaluation Marks	Average Marks	Percentage
1	Over-all experience about the teaching-learning process in the college	41	41 * 5 = 205	159	3.88	77.56
2	Library facilities available in the college	41	41 * 5 = 205	145	3.54	70.73
3	Infrastructural facilities offered by the college	41	41 * 5 = 205	142	3.46	69.27
4	Experience with the office and support staff	41	41 * 5 = 205	132	3.22	64.39
5	Quality of the course curriculum : Honours	41	41 * 5 = 205	177	4.32	86.34
6	Quality of the course curriculum : General / Ancillary	41	41 * 5 = 205	161	3.93	78.54
7	Co-curricular and extra-curricular activities	41	41 * 5 = 205	151	3.68	73.66
8	Level of fulfillment of your expectations during the last three years	41	41 * 5 = 205	141	3.44	68.78



ST. XAVIER'S COLLEGE (AUTONOMOUS) , KOLKATA

Feedback Analysis for the Department : SOCA of Session : 2021-2022

Sl.No	Question	No of Students Evaluating	Evaluated out of	Evaluation Marks	Average Marks	Percentage
1	Over-all experience about the teaching-learning process in the college	34	34 * 5 = 170	130	3.82	76.47
2	Library facilities available in the college	34	34 * 5 = 170	107	3.15	62.94
3	Infrastructural facilities offered by the college	34	34 * 5 = 170	123	3.62	72.35
4	Experience with the office and support staff	34	34 * 5 = 170	83	2.44	48.82
5	Quality of the course curriculum : Honours	34	34 * 5 = 170	150	4.41	88.24
6	Quality of the course curriculum : General / Ancillary	34	34 * 5 = 170	105	3.09	61.76
7	Co-curricular and extra-curricular activities	34	34 * 5 = 170	113	3.32	66.47
8	Level of fulfillment of your expectations during the last three years	34	34 * 5 = 170	111	3.26	65.29



ST. XAVIER'S COLLEGE (AUTONOMOUS) , KOLKATA

Feedback Analysis for the Department : STSA of Session : 2021-2022

Sl.No	Question	No of Students Evaluating	Evaluated out of	Evaluation Marks	Average Marks	Percentage
1	Over-all experience about the teaching-learning process in the college	37	37 * 5 = 185	115	3.11	62.16
2	Library facilities available in the college	37	37 * 5 = 185	125	3.38	67.57
3	Infrastructural facilities offered by the college	37	37 * 5 = 185	124	3.35	67.03
4	Experience with the office and support staff	37	37 * 5 = 185	102	2.76	55.14
5	Quality of the course curriculum : Honours	37	37 * 5 = 185	131	3.54	70.81
6	Quality of the course curriculum : General / Ancillary	37	37 * 5 = 185	121	3.27	65.41
7	Co-curricular and extra-curricular activities	37	37 * 5 = 185	113	3.05	61.08
8	Level of fulfillment of your expectations during the last three years	37	37 * 5 = 185	83	2.24	44.86

